

Engraving Materials and Sign Supplies

Rowmark

Rowmark is the leading supplier of materials and components for the architectural signage and engraving markets.

Sign design shouldn't be an afterthought, but an integral part of any interior or exterior design project. Rowmark products are designer-friendly and created specifically to enhance your unique signage vision.


What separates Rowmark from other material/component suppliers is quality. Rowmark is dedicated to providing you with the highest quality products at the best possible value.

Rowmark, understands the importance of environmental stewardship and limiting our impact on the environment. We strategically operate in ethical, socially responsible and innovative ways that exemplify resource efficiency through the prudent use of materials and processes. We pro-actively strive for continuous improvement in our performance wherever possible and practical.

The sustainable application of materials, resources and services continues to be a key priority for Rowmark, as we remain committed to environmental protection, social responsibility and economic progress.



stand-offs



modular sign frames



engraversable materials and ready-made signs



index

stand-offs & accessories

Elite™ single panel stand-offs	5
Elite™ double panel stand-offs	6
Metro™ single panel stand-offs	7
Metro™ double panel stand-offs	8
Metro™ screw cap sets	9
Metro™ easel display systems	10
Dimensional™ design mounts	11
Dimensional™ edge grippers	12
Meridian™ suspension cable system	13

modular sign frames

Nouveau™ curved frame system	16
Streamline™ 100 metal frame system	17
Streamline™ 200 metal frame system	19
Portico™ poly frame system	21
Classic™ desk plate holders	23
Classic™ wall plate holders	24

sheet material & ready made signs

ⓈⓈ ADA Alternative® Appliqué & Substrate	27
ⓈⓈ ColorCast Acrylics™	28
ⓈⓈ Contemporary Wood Collection™	29
ⓈⓈ FlexiBrass® & FlexColor®	30
ⓈⓈ Frosted Acrylics™	31
ⓈⓈ Granites Deluxe™	32
Ⓢ Heavy Weights™	33
Ⓢ Lacquers™	34
ⓈⓈ LaserGlow™	35
ⓈⓈ LaserLIGHTS™	36
ⓈⓈ LASERmag™	36
ⓈⓈ LaserMark®	37
ⓈⓈ LaserMax®	38
ⓈⓈ Metalgraph Plus™	39
Ⓢ Mattes™	40
Ⓢ NoMark® Plus & Standard Metals™	41
ⓈⓈ Reverse LaserMark®	42
Ⓢ Safe-T-Mark™	43
Ⓢ Slickers™	44
Ⓢ Satins™	45
ⓈⓈ Textures™	47
Ⓢ Ultra-Mattes Reverse Engravable™	48
Ⓢ Ultra-Mattes Front Engravable™	49
General Purpose Utility Grade Sheet™	51
Presto™ ready made signs	52

paint supplies

Paint Plus Safety Paints™	55
Paint Plus Primary Paints™	56
Conversion Table	57

Our products are designer-friendly and created specifically to enhance your unique vision. Whether, it is an engraved plaque or sign, Rowmark gives you the product variety and versatility to compliment your design.

Make Your Mark.



stand-offs
&
accessories



elite™

stand-offs > single panel

















Elite stand-offs offer sophisticated styling with precision engineering for a true eye-catching appearance. Elite stand-offs are offered in two premium finishes, satin chrome (brass) and stainless steel, which is a great alternative for demanding outdoor applications.

Elite stand-offs are truly the perfect compliment to any architectural design. Whether the look is contemporary or classic, Elite stand-offs enhance signage while working in concert with your overall design theme.

Featuring sturdy single or double-panel support systems, Elite stand-offs are ideal for informational and directional signage, room identifiers, display panels, and other decorative applications.

Elite stand-offs also compliment the popular Metro stand-off collection, and are sold in sets of four with drywall anchors and easy installation instructions.




Diameter	Cap Height / Band Length	Part Number
11,94 mm 	7,11 mm / 14,99 mm 	SPF103 Satin Chrome SPF101 Stainless Steel
14,99 mm 	7,11 mm / 9,91 mm 	SPF203 Satin Chrome SPF201 Stainless Steel
14,99 mm 	7,11 mm / 18,03 mm 	SPF303 Satin Chrome SPF301 Stainless Steel
14,99 mm 	7,11 mm / 39,85 mm 	SPF403 Satin Chrome SPF401 Stainless Steel
19,05 mm 	7,12 mm / 9,91 mm 	SPF503 Satin Chrome SPF501 Stainless Steel
24,89 mm 	8,13 mm / 9,91 mm 	SPF703 Satin Chrome SPF701 Stainless Steel
24,89 mm 	8,128 mm / 20,07 mm 	SPF803 Satin Chrome SPF801 Stainless Steel
24,89 mm 	9,91 mm / 50,04 mm 	SPF1003 Satin Chrome SPF1001 Stainless Steel

elite™

stand-offs > double panel

Elite double-panel stand-offs add another "dimension" to your design possibilities. Combine different textures or substrates to create a truly unique look for your signage or display project.



Diameter	Cap Height / Barrel Length / End Stand-off	Part Number
11,94 mm 	7,11 mm / 20,07 mm / 9,91 mm 	DFF103 Satin Chrome DFF101 Stainless Steel
14,99 mm 	7,11 mm / 29,87 mm / 9,91 mm 	DFF303 Satin Chrome DFF301 Stainless Steel
14,99 mm 	7,11 mm / 50,04 mm / 9,91 mm 	DFF403 Satin Chrome DFF401 Stainless Steel
19,05 mm 	7,11 mm / 14,99 mm / 9,91 mm 	DFF503 Satin Chrome DFF501 Stainless Steel
24,89 mm 	7,11 mm / 24,89 mm / 9,91 mm 	DFF603 Satin Chrome DFF601 Stainless Steel
24,89 mm 	7,11 mm / 50,04 mm / 9,91 mm 	DFF703 Satin Chrome DFF701 Stainless Steel

Elite stand-off finishes:



metro™


stand-offs > single panel

Rowmark offers high-quality Metro stand-offs, the perfect compliment to any interior architectural design. Whether the look is contemporary or classic, Metro stand-offs enhance interior signage while working in concert with your overall design theme.

Featuring sturdy single or double-panel support systems, Metro stand-offs are ideal for informational and directional signage, room identifiers, display panels, and other decorative applications.

Metro stand-offs are available in black, white, gold, chrome and brushed silver and are sold in sets of four with drywall anchors and easy installation instructions.
















Diameter	Cap Height / Barrel Length	Part Number
11,94 mm 	7,11 mm / 14,99 mm 	SFF100 Black (02), White (07), Gold (08), Chrome (09) and Brushed Silver (10)
14,99 mm 	7,11 mm / 9,91 mm 	SFF200 Black (02), White (07), Gold (08), Chrome (09) and Brushed Silver (10)
14,99 mm 	7,11 mm / 18,03 mm 	SFF300 Black (02), White (07), Gold (08), Chrome (09) and Brushed Silver (10)
14,99 mm 	7,11 mm / 39,88 mm 	SFF400 Black (02), White (07), Gold (08), Chrome (09) and Brushed Silver (10)
19,05 mm 	7,11 mm / 9,91 mm 	SFF500 Black (02), White (07), Gold (08), Chrome (09) and Brushed Silver (10)
24,89 mm 	8,13 mm / 9,91 mm 	SFF700 Black (02), White (07), Gold (08), Chrome (09) and Brushed Silver (10)
24,89 mm 	8,13 mm / 20,07 mm 	SFF800 Black (02), White (07), Gold (08), Chrome (09) and Brushed Silver (10)
24,89 mm 	9,91 mm / 150,04 mm 	SFF900 Black (02), White (07), Gold (08), Chrome (09) and Brushed Silver (10)

metro™

stand-offs > double panel

Metro double-panel stand-offs add another "dimension" to your design possibilities. Combine different textures or substrates to create a truly unique look for your signage or display project.



Diameter	Cap Height / Barrel Length / End Stand-off	Part Number
11,94 mm 	7,11 mm / 20,07 mm / 9,91 mm 	DPF12X Black (02), White (07), Gold (08), Chrome (09) and Brushed Silver (10)
14,99 mm 	7,11 mm / 29,97 mm / 9,91 mm 	DPF30X Black (02), White (07), Gold (08), Chrome (09) and Brushed Silver (10)
14,99 mm 	7,11 mm / 50,04 mm / 9,91 mm 	DPF40X Black (02), White (07), Gold (08), Chrome (09) and Brushed Silver (10)
19,05 mm 	7,11 mm / 14,99 mm / 9,91 mm 	DPF50X Black (02), White (07), Gold (08), Chrome (09) and Brushed Silver (10)
24,89 mm 	7,11 mm / 24,89 mm / 9,91 mm 	DPF60X Black (02), White (07), Gold (08), Chrome (09) and Brushed Silver (10)
24,89 mm 	7,11 mm / 50,04 mm / 9,91 mm 	DPF70X Black (02), White (07), Gold (08), Chrome (09) and Brushed Silver (10)

Metro stand-off finishes:

				
Black (02) Solid brass, powder coated black finish	White (07) Solid brass, powder coated white finish	Gold (08) Solid brass, bright chrome, plated gold finish	Chrome (09) Solid brass, bright chrome, plated silver finish	Brushed Silver (10) Solid aluminum, turned brush silver finish

metro™

screw cap packs

Metro screw caps give you the perfect decorative touch to any sign or point-of purchase mounting project.

Easy to assemble, simply affix the Metro screw cap over an exposed screw for a seamless match to other Metro series products. Metro screw caps ensure that your entire interior architectural signage project has a cohesive look.

Each pack comes with 12 flat style screw caps, brass connectors, standard size screws with drywall anchors and are available in four finishes: black, satin chrome, chrome and brushed silver.

Cap	Diameter	Color	Part Number
Flat	12.19 mm	Black	SCF02
Flat	12.19mm	Satin Chrome	SCF03
Flat	12.19mm	Chrome	SCF08
Flat	12.19mm	Brushed Silver	SCF10

Screw caps assemble quickly and easily to create a high quality, finished look.



Metro screw cap packs: cap style and finishes:

			
Black (20) Solid brass, powder coated back finish	Satin Chrome (20) Solid brass, powder coated satin chrome finish	Chrome (20) Solid brass, solid chrome plated silver finish	Brushed Silver (20) Solid aluminum, brushed silver finish

metro™

easel systems

Metro easel systems are the ideal product to complete your interior architectural signage system or point-of-purchase display. Elegantly designed and classically understated, Metro easel systems work in perfect harmony with our other Metro series products.

Easy to use and assemble, the Metro easel systems offer the ideal finishing touch to complete your vision. Metro easel systems are available in three different cap styles (flat, ball and raised) and three different finishes (black, satin chrome and chrome).

Metro easel systems are also available in three different product configurations. The Metro premier easel display system, is a four piece set that offers top caps with solid barrels used for a complete "four corner" appearance.

The Metro easel system is also available in a four piece or two piece set. The four piece set has two bottom anchor pieces available in different lengths and two optional top pieces, with decorative bolts. The two piece Metro easel display has two bottom anchor pieces that creates a functional easel look.



Metro premier easel display system
4 piece set



Metro Easel System
4 piece set



Metro Easel System
2 piece set

Metro premier easel display systems: 4 piece set

Cap	Diameter	Length	Color	Part Number	
	Flat	8,13 mm	50,04 mm	Chrome	ED6F209
	Flat	14,99 mm	50,04 mm	Chrome	ED6F409
	Flat	8,13 mm	75,18 mm	Chrome	ED6F609
	Flat	14,99 mm	75,18 mm	Chrome	ED6F809
	Ball	8,13 mm	50,04 mm	Chrome	ED6B208
	Ball	14,99 mm	50,04 mm	Chrome	ED6B409
	Ball	8,13 mm	75,18 mm	Chrome	ED6B609
	Ball	14,99 mm	75,18 mm	Chrome	ED6B809

Metro easel systems: 4 piece set

Cap w/decorative bolt	Diameter	Length	Color	Part Number	
	Ball	12,19 mm	65,02 mm	Black	ED5B102
	Ball	12,19 mm	65,02 mm	Satin Chrome	ED5B103
	Ball	12,19 mm	65,02 mm	Chrome	ED5B109
	Flat	12,19 mm	65,02 mm	Black	ED6F102
	Flat	12,19 mm	65,02 mm	Satin Chrome	ED6F103
	Flat	12,19 mm	65,02 mm	Chrome	ED6F109
	Raised	12,19 mm	65,02 mm	Black	ED5R102
	Raised	12,19 mm	65,02 mm	Satin Chrome	ED5R103
	Raised	12,19 mm	65,02 mm	Chrome	ED5R109

Metro easel systems: 2 piece set

Cap	Diameter	Length	Color	Part Number	
	Ball	12,19 mm	65,02 mm	Black	EDB102
	Ball	12,19 mm	65,02 mm	Satin Chrome	EDB103
	Ball	12,19 mm	65,02 mm	Chrome	EDB109
	Flat	12,19 mm	65,02 mm	Black	EDF102
	Flat	12,19 mm	65,02 mm	Satin Chrome	EDF103
	Flat	12,19 mm	65,02 mm	Chrome	EDF109
	Raised	12,19 mm	65,02 mm	Black	EDR102
	Raised	12,19 mm	65,02 mm	Satin Chrome	EDR103
	Raised	12,19 mm	65,02 mm	Chrome	EDR109

Metro easel display: cap style and finishes:

Black 00	Satin Chrome 00	Chrome 00
Solid brass, powder coated black finish	Solid brass, powder coated satin chrome finish	Solid brass, bright chrome plated silver base





dimensional™ design mounts

Dimensional Design Mounts from Rowmark offer a unique, contemporary way to display a wide range of products in a variety of applications.

Whether it's a family photo, creating an eye-catching point-of-purchase display, or designing a complete interior signage system, the economical, Dimensional Design Mounts give you the versatility to make your vision come to life!

Dimensional Design Mounts are available in black, silver and smooth silver and are sold in sets of four with drywall anchors and easy installation instructions.

Diameter	Cap Height / Barrel Length	Part Number
12.5 mm 	4 mm / 18 mm 	DDM100 Black (02), Smooth Silver (03), Silver (01)
16 mm 	4 mm / 20 mm 	DDM200 Black (02), Smooth Silver (03), Silver (01)
20 mm 	4 mm / 25 mm 	DDM300 Black (02), Smooth Silver (03), Silver (01)



Dimensional Design Mount finishes:

 Black (02) Solid aluminum, black finish	 Smooth Silver (03) Solid aluminum, silver finish	 Silver (01) Solid aluminum, silver finish
--	---	--

dimensional™

edge gripper mounts

Rowmark's Edge Gripper Mounts offer a sleek and clean mounting system for small and large jobs.

These easy to install grippers flush mount to the wall and are low profile at only 25,4 mm. You can easily attach the base and then rotate the decorative face cap up to 360° to mount vertically, horizontally or in any configuration that is required.

An economical approach great for any size flat panel display, sign or point-of-purchase project.

- Decorative lightweight aluminum design
- Holds panels up to 12,5 mm thick
- Single set screw to create a tamper resistant secure mounting

Packaged with drywall anchors, screws and torque-lock wrench.

Diameter	Cap Height / Barrel Length	Part Number
20 mm 	5mm / 25 mm 	DEGM10X Black (02) Brush Nickel (03) Polished Brass (05) Chrome (06) & Brushed Bronze (12)



Dimensional Edge Gripper Mount finishes:

				
Black (02) Solid aluminum, black finish	Brush Nickel (03) Solid aluminum, black finish	Polished Brass (05) Solid aluminum, brass finish	Chrome (06) Solid brass, light chrome piano silver finish	Brushed Bronze (12) Solid aluminum, brass finish

meridian™

suspension cable system

Meridian Suspension Cable systems provide a great alternative for facility/interior design requirements. To create this clean, contemporary look, Rowmark has combined cables and mounting clips into an easy-to-install package. Our cable systems can be used for numerous applications, including signage, suspended displays, graphic panels, artwork, product displays, and other decorative elements.

Meridian suspension cable systems are sold in pairs.

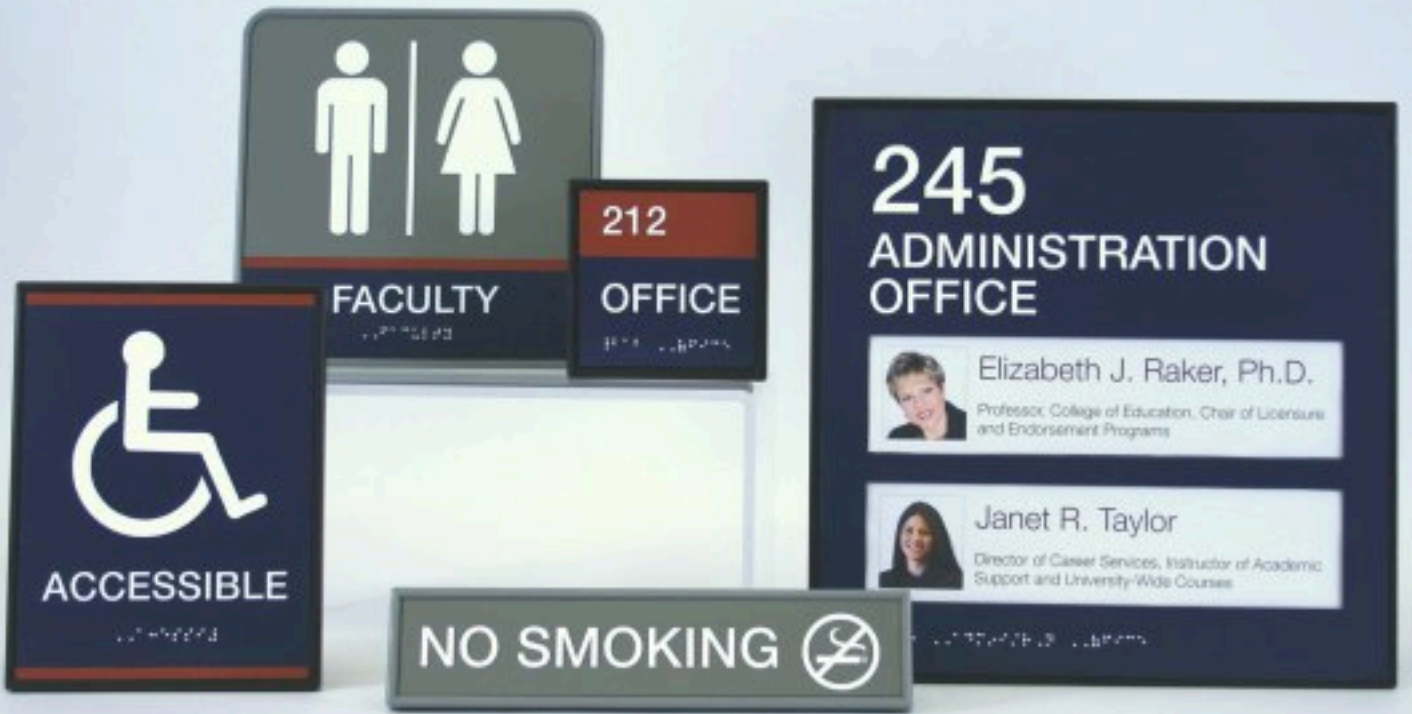


Rowmark has designed our cable systems with a "quick locking cable mechanism" that is hand adjustable. Simply press on the raised area of the screw component to adjust the cable to the desired length. This allows for easy adjustments of the cable length modification without the use of an allen/hex head set screw.

	Description	Part Number
	<p>Cable Display Hanging System B Top hang-wire</p> <p>Cable Length: 6,01 mm Cable Width: 0,76 mm Finish: Silver</p> <p>Recommended thickness of material for suspension: 1,6 mm - 3,2 mm</p>	AZB10
	<p>Cable Display Hanging System C Side hang-wire</p> <p>Cable Length: 6,1mm Cable Width: 0,76 mm Finish: Silver</p> <p>Recommended thickness of material for suspension: 0,8mm - 3,2 mm</p>	AZC10
	<p>Cable Display Hanging System E Top hang-wire</p> <p>Cable Length: 3,05 mm Cable Width: 1,27 mm Finish: Silver</p> <p>Recommended thickness of material for suspension: 6,35 mm - 9,5 mm</p>	AZE10

modular
sign frames





ACCESSIBLE

FACULTY

212
OFFICE

NO SMOKING

245
ADMINISTRATION
OFFICE

 **Elizabeth J. Raker, Ph.D.**
Professor, College of Education, Chair of Licensure and Endorsement Programs

 **Janet R. Taylor**
Director of Career Services, Instructor of Academic Support and University-Wide Courses

nouveau™ curved frame system





The modern styling of the economical Nouveau curved frame system will give your next signage project a sleek, dimensional look. Created specifically for today's designers and sign makers, Nouveau frames add a subtle hint of contemporary design without overwhelming the intended message.

Nouveau frames are completely tactile/Braille compliant, meaning you don't have to sacrifice design elements to meet current regulations. Signs fabricated from engravable plastic sheet stock, including those with Grade 2 Braille, can be easily inserted into any Nouveau frame.

Nouveau frames are manufactured with a special recessed interior channel so that users only drill through one layer of extrusion to mount to a flat surface. Combined with their lightweight construction, Nouveau frames are among the easiest curve-faced frames to install.

Each Nouveau frame comes with a clear graphics lens to secure printed signage and can accept plastic material up to 1,6 mm thick. Nouveau frames can also be adapted to serve as small format directory signs.

Nouveau curved frame system

	Size	Frame Color	End Cap Color	Part Number
	102 mm x 203 mm	Black	Black	CV040822
	152 mm x 203 mm	Black	Black	CV060822
	203 mm x 203 mm	Black	Black	CV080822
	279 mm x 279 mm	Black	Black	CV851122



Curved, dimensional look



Secure, screw-locked end caps




High quality aluminum extrusions



Unique, channel construction



Digitally printed image inserted into Nouveau frame with clear graphic lens



Quick interchangeable signage

streamline 100™

metal frame system

The Streamline 100 metal frame system features a slim 1,6 mm edge design. Our metal frames are designed to accept a wide range of signage materials, including plastic and aluminum.



Featuring our unique "Snap Lock" technology and in-molded keyhole mounting, sign inserts can be changed effortlessly and frames can be quickly removed for painting, redecorating or relocation. Whether you need a single frame or an entire signage system, Rowmark has the components you need to make your vision come to life!



Streamline 100 metal frame system assembled frames: 1,6 mm edge design



















	Size	Part Number
	101,6 mm x 203,2 mm	21XX0408
	152,4 mm x 152,4 mm	21XX0606
	152,4 mm x 203,2 mm	21XX0608
	203,2 mm x 203,2 mm	21XX0808

NOTE: Insert color number for XX to complete part #.
Sign insert size is 1,6 mm less than frame size.




Shown with a tight fitting mitered corner.

Streamline 100 metal frame system stock lengths: 1,6 mm edge design

Frame Side Profile	Size	Quantity per package	Part Number
	76,2 mm	2	21XX0003
	101,6 mm	2	21 XX0004
	127 mm	2	21 XX0005
	152,4 mm	2	21 XX0006
	177,4 mm	2	21 XX0007
	203,2 mm	2	21 XX0008
	215,9 mm	2	21 XX0085
	228,6 mm	2	21 XX0009
	254 mm	2	21 XX0010
	279,4 mm	2	21 XX0011
	304,8 mm	2	21 XX0012
	381 mm	2	21 XX0015
	457,2 mm	2	21 XX0018
	609,6 mm	2	21 XX0024
	762 mm	2	21 XX0030
	914,4 mm	2	21 XX0036
	1219 mm	2	21 XX0048
Additional Streamline Square Snap Locks		12 per package	SLA1

2 Snap Locks included with each pair

NOTE: Insert color number for XX to complete part #.
Sign insert size is 1,6 mm less than frame size.



streamline200™



metal frame system

The Rowmark Streamline 200 metal frame system features a 4,75 mm edge design that matches our Portico poly frames. Our metal frames are designed to accept a wide range of signage materials, including plastic and aluminum.

Featuring our unique "Snap Lock" technology and in-molded keyhole mounting, sign inserts can be changed effortlessly and frames can be quickly removed for painting, redecorating or relocation. Whether you need a single frame or an entire signage system, Rowmark has the components you need to make your vision come to life!











Streamline 200 metal frame system assembled frames: 4,75 mm edge design



	Size	Part Number
	101,6 mm x 203,2 mm	2200408
	152,4 mm x 152,4 mm	2200606
	152,4 mm x 203,2 mm	2200608
	203,2 mm x 203,2 mm	2200808

NOTE: Insert color number for XX to complete part #.
Sign insert size is 1,6 mm less than frame size.

Streamline 200 metal frame system stock lengths: 4,75 mm edge design

Frame Side Profile	Size	Quantity per package	Part Number
	76,2 mm	2	22XX 0003
	101,6mm	2	22XX 0004
	127 mm	2	22XX 0005
	152,4 mm	2	22XX 0006
	177,4 mm	2	22XX 0007
	203,2 mm	2	22XX 0008
	215,9 mm	2	22XX 0085
	228,6 mm	2	22XX 0009
	254 mm	2	22XX 0010
	279,4 mm	2	22XX 0011
	304,8 mm	2	22XX 0012
	381 mm	2	22XX 0015
	457,2 mm	2	22XX 0018
	609,6 mm	2	22XX 0024
	762 mm	2	22XX 0030
	914,4 mm	2	22XX 0036
	1219 mm	2	22XX 0048
Additional Streamline Square Snap Locks		12 per package	SLA1

2 Snap Locks included with each pair

NOTE: Insert color number for XX to complete part #.
Sign insert size is 1,6 mm less than frame size.



porticoTM

poly frame system

As a designer, you want frames that compliment the architectural integrity of the space without distracting from the design. With that in mind, Rowmark has introduced the Portico poly frame system. The Portico poly frame system features a 4,75mm edge design that matches Rowmark's Streamline 200 metal frame system. Portico poly frames are designed to accept a wide range of signage materials, including plastic and aluminum.

Featuring our unique "Snap Lock" technology an in-molded keyhole mounting, sign inserts can be changed effortlessly and frames can be quickly removed for painting, redecorating or relocation. Snap locks are included with each frame.

Whether you need a single frame or an entire signage system, Rowmark has the components you need to make your vision come to life!




Rounded Corner Frames

	Size	Part Number
	50,8 mm x 50,8 mm (0204)	11XX 0204
	50,8 mm x 152,4 mm (0206)	11XX 0206
	50,8 mm x 203,2 mm (0208)	11XX 0208
	50,8 mm x 203,2 mm (Desk bar 0208)	13XX 0208
	50,8 mm x 254 mm (0210)	11XX 0210
	76,2 mm x 254 mm (0310)	11XX 0310
	101,6 mm x 101,6 mm (0404)	11XX 0404
	101,6 mm x 203,2 mm (0408)	11XX 0408
	101,6 mm x 254 mm (0410)	11XX 0410
	152,4 mm x 152,4 mm (0606)	11XX 0606
	152,4 mm x 203,2 mm (0608)	11XX 0608
	152,4 mm x 304,8 mm (0612)	11XX 0612
	203,2 mm x 203,2 mm (0808)	11XX 0808
	254 mm x 254 mm (1010)	11XX 1010
	304,8 mm x 304,8 mm (1212)	11XX 1212
	76,2 mm wall/celling mount bracket	10XX 0000
	Additional round snap-locks (12 per package)	SLP1

Modular Frame Directory

	Top & Bottom: 2 parts (0318) 76,2 x 457,2 mm	11XX 0318
	Directory Sections (0218) 50,8 x 457,2 mm	10XX 0218

NOTE: Insert color number for XX to complete part #.
Sign insert size is 1,6 mm less than frame size.



All square corner frames are available in colors: 01, 02, 03, and 04.



modular frame directory



desk bar



wall/mount bracket with frame attached




Polio poly frame as a directory using multiple snap-locks



Square Corner Frames

	Size	Part Number
	50,8 mm x 101,6 mm (0204)	12XX0204
	50,8 mm x 152,4 mm (0206)	12XX0206
	50,8 mm x 203,2 mm* (0208)	12XX0208
	50,8 mm x 203,2 mm (Desk bar 0208)	14XX0208
	50,8 mm x 254 mm* (0210)	12XX0210
	50,8 mm x 254 mm (Desk bar 0210)	14XX0210
	50,8 mm x 304,8 mm (0212)	12XX0212
	76,2 mm x 254 mm (0310)	12XX0310
	101,6 mm x 101,6 mm* (0404)	12XX0404
	101,6 mm x 203,2 mm* (0408)	12XX0408
	101,6 mm x 254 mm (0410)	12XX0410
	152,4 mm x 152,4 mm* (0606)	12XX0606
	152,4 mm x 203,2 mm* (0608)	12XX0608
	152,4 mm x 254 mm (0610)	12XX0610
	152,4 mm x 304,8 mm (0612)	12XX0612
	203,2 mm x 203,2 mm* (0808)	12XX0808
	215,9 mm x 279,4 mm (8511)	12XX8511
	254 mm x 254 mm* (1010)	12XX1010
	304,8 mm x 304,8 mm* (1212)	12XX1212
	76,2 mm wall/ ceiling mount bracket	10XX0000
	Additional round snap-locks (12 per package)	SLP1



All square corner frames are available in colors: 01, 02, 03, 04, and 07.
*Starred items also available in 05 and 06 colors.

Modular Frame Directory

	Top & Bottom: 2 parts (0318) 76,2 mm x 457,2 mm	12XX0318
	Directory Sections (0218) 50,8 mm x 457,2 mm	10XX0218

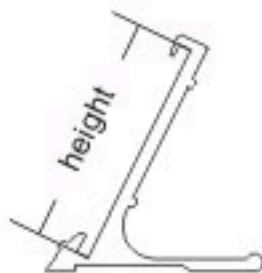
NOTE: Insert color number for XX to complete part #.
Sign insert size is 1,6 mm* less than frame size.

classic™

desk plates holders

Executive-style desk plate holders are a simple, classic and professional way to display name plates and/or identification signage.

Rowmark Classic desk plate holders look great on any desk, table or counter. Name plates easily slide in and can be changed as needed.



Classic desk plate holders

Part Number	Height	Width	Color
CP300801G	25,4 mm	203,2 mm	Gold
CP300801S	25,4 mm	203,2 mm	Brushed Silver
CP750815G	38,1 mm	203,2 mm	Gold
CP750815S	38,1 mm	203,2 mm	Brushed Silver
CP530802G	50,8 mm	203,2 mm	Gold
CP530802S	50,8 mm	203,2 mm	Brushed Silver
CP751015G	38,1mm	254 mm	Gold
CP751015S	38,1mm	254 mm	Brushed Silver
CP531002G	25,4 mm	254 mm	Gold
CP531002S	25,4 mm	254 mm	Brushed Silver
CP2110325G	25,4 mm	254 mm	Gold
CP2110325S	25,4 mm	254 mm	Brushed Silver




classic™

wall plates holders

Rowmark Classic wall plate holders are perfect for areas where you want to display name plates or identification signage on a door, wall, or any other flat surface. The wall mounted holder has openings on either end that allow for the insert to be changed at a moments notice.

Classic wall plate holders can accept material that is 1,58 mm* thick.

*Item CP951025S and CP951025G can accept material that is 3,175 mm thick.



Multiple wall plate holders

Classic wall plate holders

Part Number	Width	Length	Color
CP330801G	25,4 mm	203,2 mm	Gold
CP330801S	25,4 mm	203,2 mm	Brushed Silver
CP331001G	25,4 mm	254 mm	Gold
CP331001S	25,4 mm	254 mm	Brushed Silver
CP340815G	38,1 mm	203,2 mm	Gold
CP340815S	38,1 mm	203,2 mm	Brushed Silver
CP341015G	38,1 mm	254 mm	Gold
CP341015S	38,1 mm	254 mm	Brushed Silver
CP410402G	50,8 mm	101,6 mm	Gold
CP410402S	50,8 mm	101,6 mm	Brushed Silver
CP410802G	50,8 mm	203,2 mm	Gold
CP410802S	50,8 mm	203,2 mm	Brushed Silver
CP411002G	50,8 mm	254 mm	Gold
CP411002S	50,8 mm	254 mm	Brushed Silver
CP411002B	50,8 mm	254 mm	Black
CP951025G	63,5 mm	254 mm	Gold
CP951025S	63,5 mm	254 mm	Brushed Silver
CP541004G	101,6 mm	254 mm	Gold
CP541004S	63,5 mm	254 mm	Brushed Silver
CP541204G	101,6 mm	304,8 mm	Gold
CP541204S	101,6 mm	304,8 mm	Brushed Silver
CP413602G	50,8 mm	914,4 mm	Gold
CP413602S	50,8 mm	914,4 mm	Brushed Silver
CP410402YG	50,8 mm	101,6 mm	Yellow Gold
CP330801YG	25,4 mm	203,2 mm	Yellow Gold
CP410802YG	50,8 mm	203,2 mm	Yellow Gold
CP120100201G	2 x 24,4 mm	254 mm	Gold
CP120100201S	2 x 24,4 mm	254 mm	Brushed Silver



ENGRAVABLE MATERIALS ICON KEY

- | | |
|---|--|
|  Laserable |  Front Engravable |
|  Rotary Engravable |  Reverse Engravable |
|  Indoor Use |  Gloss Finish |
|  UV Stable |  Not recommended for harsh or high humidity indoor or outdoor applications. |
|  Outdoor Weatherable | Gauges are approximate. |

engravable
& sign-making
materials



ADA Alternative[®] Substrate & Appliqué

Specifically engineered to meet the Americans with Disabilities Act, Rowmark's ADA Alternative line offers you the widest selection of materials for tactile and Braille-receptive products.

UV stable, outdoor weatherable, and laser and rotary engravable, ADA Alternative has been the proven choice for designers and architects for more than a decade.



ADA Alternative[®] Sign Kit item #9022

Rowmark's ADA Alternative[®] Sign Kit features finished signs fabricated with Rowmark materials and mounting systems. The Sign Kit is offered as a way to display finished signs using Rowmark products in your showroom and are available for purchase through www.rowmark.com.

Material Specifications

Material:	Single-ply modified acrylic
Finish:	Matte non-gloss
Size:	610 mm x 1236 mm
Thickness 1-ply:	0.8 mm, 1.0 mm, 1.6 mm, 3.2 mm
Usage:	Signage, Tactile and ADA Compliant Braille Signage
Rotary Cutting Depth:	6.35 mm round 0.51 mm lip at 20-25 degree angle

Material Capabilities

Scores	• Bonds
Saws	• Fine Engraving
Drills	• UV Stable
Shears	• Outdoor Weatherable
Laser Cuts	• Back-Filling
Bevels	• Back Lighting
Heat Bendable	• Braille-Engravable
Screen Prints	• ADA Compliant
Hot Stamp	• Embosses

Color Palette



Laser Engravable | Rotary Engravable | Outdoor Weatherable | UV-Stable | ADA Compliant

Red 311-901 (1-ply 0.8 mm) 321-901 (1-ply 1.6 mm) 341-901 (1-ply 3.2 mm)	Burgundy 311-902 (1-ply 0.8 mm) 321-902 (1-ply 1.6 mm) 341-902 (1-ply 3.2 mm)	Canyon 311-903 (1-ply 0.8 mm) 321-903 (1-ply 1.6 mm) 341-903 (1-ply 3.2 mm)	Yellow 311-701 (1-ply 0.8 mm) 321-701 (1-ply 1.6 mm) 341-701 (1-ply 3.2 mm)	Bright Green 311-904 (1-ply 0.8 mm) 321-904 (1-ply 1.6 mm) 341-904 (1-ply 3.2 mm)	Pine Green 311-905 (1-ply 0.8 mm) 321-905 (1-ply 1.6 mm) 341-905 (1-ply 3.2 mm)
Black Forest Green 311-906 (1-ply 0.8 mm) 321-906 (1-ply 1.6 mm) 341-906 (1-ply 3.2 mm)	Bahama Blue 311-907 (1-ply 0.8 mm) 321-907 (1-ply 1.6 mm) 341-907 (1-ply 3.2 mm)	Blue 311-908 (1-ply 0.8 mm) 321-908 (1-ply 1.6 mm) 341-908 (1-ply 3.2 mm)	Air Force Blue 311-909 (1-ply 0.8 mm) 321-909 (1-ply 1.6 mm) 341-909 (1-ply 3.2 mm)	Marine Blue 311-910 (1-ply 0.8 mm) 321-910 (1-ply 1.6 mm) 341-910 (1-ply 3.2 mm)	China Blue 311-911 (1-ply 0.8 mm) 321-911 (1-ply 1.6 mm) 341-911 (1-ply 3.2 mm)
Antique Ivory 311-201 (1-ply 0.8 mm) 321-201 (1-ply 1.6 mm) 341-201 (1-ply 3.2 mm)	Sand 311-606 (1-ply 0.8 mm) 321-606 (1-ply 1.6 mm) 341-606 (1-ply 3.2 mm)	Ash 311-218 (1-ply 0.8 mm) 321-218 (1-ply 1.6 mm) 341-218 (1-ply 3.2 mm)	Sandalwood 311-219 (1-ply 0.8 mm) 321-219 (1-ply 1.6 mm) 341-219 (1-ply 3.2 mm)	White 311-305 (1-ply 0.8 mm) 321-305 (1-ply 1.6 mm) 341-305 (1-ply 3.2 mm)	Bright White 311-304 (1-ply 0.8 mm) 321-304 (1-ply 1.6 mm) 341-304 (1-ply 3.2 mm)
Light Grey 311-306 (1-ply 0.8 mm) 321-306 (1-ply 1.6 mm) 341-306 (1-ply 3.2 mm)	Pearl Grey 311-307 (1-ply 0.8 mm) 321-307 (1-ply 1.6 mm) 341-307 (1-ply 3.2 mm)	Grey 311-308 (1-ply 0.8 mm) 321-308 (1-ply 1.6 mm) 341-308 (1-ply 3.2 mm)	Charcoal Grey 311-309 (1-ply 0.8 mm) 321-309 (1-ply 1.6 mm) 341-309 (1-ply 3.2 mm)	Taupe 321-682 (1-ply 1.6 mm) 341-682 (1-ply 3.2 mm)	Driftwood 321-685 (1-ply 0.8 mm) 321-685 (1-ply 1.6 mm) 341-685 (1-ply 3.2 mm)
Cider 311-433 (1-ply 0.8 mm) 341-433 (1-ply 3.2 mm)	Dark Brown 311-603 (1-ply 0.8 mm) 341-603 (1-ply 3.2 mm)	Black 311-401 (1-ply 0.8 mm) 381-401 (1-ply 1 mm) 321-401 (1-ply 1.6 mm) 341-401 (1-ply 3.2 mm)	Gold 311-771 (1-ply 0.8 mm) 341-771 (1-ply 3.2 mm)	Silver 311-304 (1-ply 0.8 mm) 341-304 (1-ply 3.2 mm)	Graphite 311-399 (1-ply 0.8 mm) 321-399 (1-ply 1.6 mm) 341-399 (1-ply 3.2 mm)
Clear 311-301 (1-ply 0.8 mm) 322-100 (1-ply 1.6 mm) 342-301 (1-ply 3.2 mm)					

ColorCast Acrylics™

The rich, deep colors of ColorCast Acrylics provide an endless array of signage options and applications. Reverse engravable and laserable, ColorCast Acrylics offer a great alternative for unframed signage applications. The material can be polished and flame-buffed for an attractive high-gloss edge.

ColorCast Acrylics are available in 6 mm and 3,2 mm gauges offering a substantial look at a fraction of the weight of standard glass materials.



ColorCast Acrylics Sign Kit item #9046

Rowmark's ColorCast Acrylics Sign Kit features finished signs fabricated with Rowmark materials and mounting systems. The Sign Kit is offered as a way to display finished signs using Rowmark products in your showroom and are available for purchase through www.rowmark.com.

Color Palette



Laser Engravable | Rotary Engravable | Outdoor Weatherable | UV Stable | Reverse Engravable | ADA Compliant www.rowmark.com

Red	Burgundy	Blue	Navy Blue	Almond	White
CC340-809M (2-ply 3.2 mm) CC343-809G (2-ply 3.2 mm) CC352-809M (2-ply 6 mm) CC352-809G (2-ply 6 mm)	CC342-409M (2-ply 3.2 mm) CC343-409G (2-ply 3.2 mm) CC352-409M (2-ply 6 mm) CC352-409G (2-ply 6 mm)	CC340-509M (2-ply 3.2 mm) CC343-509G (2-ply 3.2 mm) CC352-509M (2-ply 6 mm) CC352-509G (2-ply 6 mm)	CC340-309M (2-ply 3.2 mm) CC343-309G (2-ply 3.2 mm) CC352-309M (2-ply 6 mm) CC352-309G (2-ply 6 mm)	CC340-809M (2-ply 3.2 mm) CC343-809G (2-ply 3.2 mm) CC352-809M (2-ply 6 mm) CC352-809G (2-ply 6 mm)	CC340-209M (2-ply 3.2 mm) CC343-209G (2-ply 3.2 mm) CC352-209M (2-ply 6 mm) CC352-209G (2-ply 6 mm)
Grey	Black	Gold	Silver	Clear	
CC342-909M (2-ply 3.2 mm) CC343-909G (2-ply 3.2 mm) CC352-909M (2-ply 6 mm) CC352-909G (2-ply 6 mm)	CC342-409M (2-ply 3.2 mm) CC343-409G (2-ply 3.2 mm) CC352-409M (2-ply 6 mm) CC352-409G (2-ply 6 mm)	CC342-709M (2-ply 3.2 mm) CC343-709G (2-ply 3.2 mm) CC352-709M (2-ply 6 mm) CC352-709G (2-ply 6 mm)	CC342-309M (2-ply 3.2 mm) CC343-309G (2-ply 3.2 mm) CC352-309M (2-ply 6 mm) CC352-309G (2-ply 6 mm)	CC342-009M (2-ply 3.2 mm) CC343-009G (2-ply 3.2 mm) CC352-009M (2-ply 6 mm) CC352-009G (2-ply 6 mm)	

* Available in matte (M) and gloss (G) finish, as designated by item code.

* Cell cast acrylics have thickness variations that may present difficulties in applications where thickness tolerance is important (i.e. fitting into extrusions, thermoforming applications where walls must maintain uniform thickness and assembly of complex structures). Remember to check gauge when non-contact engraving takes place, and to periodically re-check focal lengths when laser engraving. In some cases, thickness variations may require the operator to make multiple passes during laser engraving.

Material Specifications

Material:	Cell cast acrylic
Finish:	Matte non-gloss, gloss
Sheet Size:	610 mm x 1219 mm
Thickness 2-ply:	3,2 mm, 6,0 mm
Usage:	Signage, Back-lit signs
Rotary Cutting Depth:	0,68 mm

Material Capabilities

Scores	• Bonds
Saws	• Fine Engraving
Drills	• UV Stable
Shears	• Outdoor Weatherable
Laser Cuts	• Back-Filling
Bevels	• Back Lighting
Heat Bendable	• Braille-Engravable
Screen Prints	• ADA Compliant www.rowmark.com
Hot Stamp	• Embosses

Contemporary Wood Collection™

Rowmark's Contemporary Wood Collection puts a modern twist on traditional woodgrains. Engineered to match today's popular designer wood patterns, Contemporary Wood products come in 610 x 1245 mm sheets to meet your creative sign-making demands.

UV stable, outdoor weatherable, and laser engravable, Contemporary Woods are the perfect sign-making material for any interior design project and will be enhanced with Rowmark frames and stand-off products.



Contemporary Wood Collection Sign Kit
item #9056

Rowmark's Contemporary Wood Collection Sign Kit features finished signs fabricated with Rowmark materials mounting systems. The Sign Kit is offered as a way to display finished signs using Rowmark products in your showroom and are available for purchase through www.rowmark.com.

Color Palette



Laser Engravable | Rotary Engravable | Outdoor Weatherable | UV-Stable



Material Specifications

Material:	Micro-surfaced impact acrylic
Finish:	Matte non-gloss
Size:	610 mm x 1245 mm (LM922-082 & LM922-012 is 697 mm x 1245 mm)
Thickness 2-ply:	1.6 mm
Usage:	Signage, Personal Identification
Rotary Cutting Depth:	0.08 mm

Material Capabilities

Scores	• Bonds
Saws	• Fine Engraving
Drills	• UV Stable
Shears	• Outdoor Weatherable
Laser Cuts	• Back-Filling
Bevels	• Back Lighting
Heat Bendable	• Braille-Engravable
Screen Prints	• ADA Compliant
Hot Stamp	• Embosses

FlexiBrass® & FlexiColor®

Flexible, lightweight and durable... FlexiBrass® combines the classic, crisp definition of real brass with all the advantages of acrylic. FlexiBrass and FlexiColor are the perfect match for attaching plates to round or curved surfaces.

FlexiColor® is a vivid extension of the popular FlexiBrass collection. Both products are available with or without adhesive.



FlexiBrass & FlexiColor Sign Kit item #9030

Rowmark's FlexiBrass and FlexiColor Sign Kit features finished signs fabricated with Rowmark materials and mounting systems. The Sign Kit is offered as a way to display finished signs using Rowmark products in your showroom and are available for purchase through www.rowmark.com.

Material Specifications

Material:	Micro-surfaced impact acrylic
Finish:	Matte non-gloss, Gloss ■
Size:	610 mm x 1238 mm
Thickness 2-ply:	0.5 mm
Usage:	Interior signage, trophies, awards and plaques
Rotary Cutting Depth:	0.06 mm

Material Capabilities

Scores	• Bonds
Saws	• Fine Engraving
Drills	• UV Stable
Shears	• Outdoor Weatherable
Laser Cuts	• Back-Filling
Bevels	• Back Lighting
Heat Bendable	• Braille-Engravable
Screen Prints	• ADA Compliant
Hot Stamp	• Embossed

Color Palette



Laser Engravable | Rotary Engravable | Front Engravable | Interior

Port Wine/ Brass ■ 602-571 (2-ply 0.5 mm)	Port Wine/ White ■ 602-572 (2-ply 0.5 mm)	Verde/ Brass ■ 602-577 (2-ply 0.5 mm)	Celestial Blue/ Brass ■ 602-571 (2-ply 0.5 mm)	Celestial Blue/ White ■ 602-572 (2-ply 0.5 mm)	Br. Gold/ Blue 602-735 (2-ply 0.5 mm)
Br. Copper/ Black 602-894 (2-ply 0.5 mm)	Br. Bronze/ Black 602-874 (2-ply 0.5 mm)	Deep Bronze/ Black 602-894 (2-ply 0.5 mm)	Matte Black/ Brass 602-487 (2-ply 0.5 mm)	Gloss Black/ Brass ■ 602-421 (2-ply 0.5 mm)	Red/ White 602-482 (2-ply 0.5 mm)
Yellow/ Black 602-794 (2-ply 0.5 mm)	Blue/ White 602-522 (2-ply 0.5 mm)	White/ Black 602-294 (2-ply 0.5 mm)	Black/ White 602-482 (2-ply 0.5 mm)	Br. Gold/ Black 602-734 (2-ply 0.5 mm)	European Gold/ Black ◆ 602-754 (2-ply 0.5 mm)
Br. Aluminum/ Black 602-394 (2-ply 0.5 mm)	Br. Silver/ Black 602-394 (2-ply 0.5 mm)	Matte Black/ Silver 602-415 (2-ply 0.5 mm)	Gloss Black/ Silver ■ 602-415 (2-ply 0.5 mm)		

◆ Not recommended for harsh or high humidity indoor or outdoor applications.

Frosted Acrylics™

Rowmark's Frosted Acrylics are the perfect material for sign-makers and designers looking for a "cool" alternative to fragile glass substrates. Available in 610 mm x 1219 mm sheets, Frosted Acrylics are the ideal choice for point-of-purchase displays and architectural signage applications.

Elegant yet durable, this two-sided frosted substrate is resistant to fingerprints and scratches, and looks great with Rowmark's line of high-quality stand-off products.



Frosted Acrylics Sign Kit

Item #9058

Rowmark's Frosted Acrylics Sign Kit features finished signs fabricated with Rowmark materials and mounting systems. The Sign Kit is offered as a way to display finished signs using Rowmark products in your showroom and are available for purchase through www.rowmark.com.

Color Palette



Laser Engravable | Rotary Engravable | Outdoor Weatherable | UV Stable | ADA Compliant

Crystal Ice 442 904 (1 ply 3.2 mm) 442 130 (1 ply 6 mm)	Ice Blue 442 905 (1 ply 3.2 mm) 442 981 (1 ply 6 mm)	Glass Green 442 906 (1 ply 3.2 mm) 442 908 (1 ply 6 mm)

Material Specifications

Material:	Extruded acrylic
Finish:	Frosted both sides
Sheet Size:	610 mm x 1219 mm +/- 3,16
Thickness 1-ply:	3,2 mm, 6,0 mm
Usage:	Signage

Material Capabilities

Scores	Bonds
Saws	• Fine Engraving
Drills	• UV Stable
Shears	• Outdoor Weatherable
Laser Cuts	• Back-Filling
Bevels	• Back Lighting
Heat Bendable	• Braille-Engravable
Screen Prints	• ADA Compliant
Hot Stamp	• Embosses

GRANITES Deluxe™

The look of real granite with significantly less weight and maintenance than traditional solid-surface materials... that's Granites Deluxe™ from Rowmark.

Easily fabricated and available in both matte and polished (gloss) finishes, Granites Deluxe adds a touch of class to your next hotel, resort, or hospitality design project.



Granites Deluxe Sign Kit Item #9013

Rowmark's Granites Deluxe™ Sign Kit features finished signs fabricated with Rowmark materials and mounting systems. The Sign Kit is offered as a way to display finished signs using Rowmark products in your showroom and are available for purchase through www.rowmark.com.

Material Specifications

Material:	Laminated impact acrylic
Finish:	Matte non-gloss, polished
Size:	610 x 1238 mm
Thickness 2-ply:	1.8 mm, 3.2 mm
Usage:	Signage
Rotary Cutting Depth:	0.97 mm



Material Capabilities

Scores	• Bonds
Saws	• Fine Engraving
Drills	• UV Stable
Shears	• Outdoor Weatherable
Laser Cuts	• Back-Filling
Bevels	• Back Lighting
Heat Bendable	• Braille-Engravable
Screen Prints	• ADA Compliant
Hot Stamp	• Embossed


Color Palette



Laser Engravable | Rotary Engravable | Outdoor Weatherable | UV-Stable | Front Engravable | Reverse Engravable



Reverse Engravable





Like a world champion, Heavy Weights goes the distance against the harshest elements. This heavy-gauge 3-ply polymer sheet is ideal for exterior signage where weather is a factor. Perfect for resorts, campgrounds, pools, spas, or marinas, Heavy Weights stand up to the best Mother Nature has to offer.

Heavy Weights are specifically engineered for routing and rotary engraving and are available in 610 mm x 1219 mm sheets.




Heavy Weights Sign Kit Item #9045

Rowmark's Heavy Weights Sign Kit features finished signs fabricated with Rowmark materials. The Sign Kit is offered as a way to display finished signs using Rowmark products in your showroom and are available for purchase through www.rowmark.com.

Color Palette



Rotary Engravable | Outdoor Weatherable | UV-Stable | Engravable on both sides



Material Specifications

Material	High density polyethylene
Finish	Textured
Sheet Size	610 mm x 1219 mm
Thickness 3-ply	6,35 mm, 12,7 mm
Usage	Signage
Rotary Cutting Depth	6,35 mm = 0,25 mm, 12,7 mm = 0,5 mm

Material Capabilities

Scores	Bonds
Saws	• Fine Engraving
Drills	• UV Stable
Shears	• Outdoor Weatherable
Laser Cuts	Back-Filling
Bevels	Back Lighting
Heat Bendable	Braille-Engravable
Screen Prints	ADA Compliant
Hot Stamp	Embosses

Lacquers™

A highly polished look in a rich array of color combinations and metallic finishes, Lacquers has been a favorite of rotary engravers for years. For interior and exterior signage.



Lacquers Sign Kit Item #9025

Rowmark's Lacquers Sign Kit features finished signs fabricated with Rowmark materials and mounting systems. The Sign Kit is offered as a way to display finished signs using Rowmark products in your showroom and are available for purchase through www.rowmark.com.

Material Specifications

Material:	Laminated impact acrylic
Finish:	Gloss
Size:	610 mm x 1238 mm
Thickness 2-ply:	1.6 mm, 3.2 mm
Thickness 3-ply:	1.6 mm, 3.2 mm
Usage:	Signage, Personal Identification
Rotary Cutting Depth:	0.30 mm

Material Capabilities

Scores	• Bonds
Saws	• Fine Engraving
Drills	• UV Stable
Shears	• Outdoor Weatherable
Laser Cuts	• Back-Filling
Bevels	• Back Lighting
Heat Bendable	• Braille-Engravable
Screen Prints	• ADA Compliant
Hot Stamp	• Embosses

Color Palette



Rotary Engravable | Outdoor/Weatherable | UV-Stable | Front Engravable

Red/White	Red/Yellow	Yellow/Black	Safety Yellow/Black	Bright Green/White	Teal/White
422-680 (2-ply 1.6 mm)	422-687 (2-ply 1.6 mm)	422-704 (2-ply 1.6 mm)	422-794 (2-ply 1.6 mm)	422-832 (2-ply 1.6 mm)	422-942 (2-ply 1.6 mm)
423-680 (2-ply 1.6 mm)	423-687 (2-ply 3.2 mm)	423-704 (2-ply 1.6 mm)	423-794 (2-ply 3.2 mm)	423-832 (2-ply 1.6 mm)	423-942 (2-ply 3.2 mm)
442-680 (2-ply 3.2 mm)	443-687 (2-ply 3.2 mm)	442-704 (2-ply 3.2 mm)	443-794 (2-ply 3.2 mm)	442-832 (2-ply 3.2 mm)	443-942 (2-ply 3.2 mm)
443-680 (2-ply 3.2 mm)		443-704 (2-ply 3.2 mm)		443-832 (2-ply 3.2 mm)	
Blue/White	Blue/Yellow	Sapphire/White	Blueberry/White	Dark Brown/White	White/Red
422-802 (2-ply 1.6 mm)	422-807 (2-ply 1.6 mm)	422-882 (2-ply 1.6 mm)	422-942 (2-ply 1.6 mm)	422-942 (2-ply 1.6 mm)	422-206 (2-ply 1.6 mm)
423-802 (2-ply 1.6 mm)	423-807 (2-ply 3.2 mm)	423-882 (2-ply 3.2 mm)	423-942 (2-ply 3.2 mm)	423-942 (2-ply 3.2 mm)	422-206 (2-ply 3.2 mm)
442-802 (2-ply 3.2 mm)	443-807 (2-ply 3.2 mm)	443-882 (2-ply 3.2 mm)	443-942 (2-ply 3.2 mm)	443-942 (2-ply 3.2 mm)	442-206 (2-ply 3.2 mm)
443-802 (2-ply 3.2 mm)		443-882 (2-ply 3.2 mm)		443-942 (2-ply 3.2 mm)	
White/Blue	White/Black	Parchment/Black	Ivory/Dark Brown	Black/White	Black/Yellow
422-285 (2-ply 1.6 mm)	422-294 (2-ply 1.6 mm)	422-914 (2-ply 1.6 mm)	422-239 (2-ply 1.6 mm)	422-482 (2-ply 1.6 mm)	422-497 (2-ply 1.6 mm)
442-285 (2-ply 3.2 mm)	423-294 (2-ply 1.6 mm)	442-914 (2-ply 3.2 mm)	442-239 (2-ply 3.2 mm)	423-482 (2-ply 1.6 mm)	442-497 (2-ply 3.2 mm)
442-285 (2-ply 3.2 mm)	443-294 (2-ply 3.2 mm)	443-914 (2-ply 3.2 mm)	443-239 (2-ply 3.2 mm)	442-482 (2-ply 3.2 mm)	443-497 (2-ply 3.2 mm)
	443-294 (2-ply 3.2 mm)			443-482 (2-ply 3.2 mm)	
Black/Gold	Vintage Gold/Black	Vintage Silver/Black			
442-427 (2-ply 1.6 mm)	422-714 (2-ply 1.6 mm)	422-394 (2-ply 1.6 mm)			
442-427 (2-ply 3.2 mm)	442-714 (2-ply 3.2 mm)	442-394 (2-ply 3.2 mm)			
443-427 (2-ply 3.2 mm)	443-714 (2-ply 3.2 mm)	443-394 (2-ply 3.2 mm)			



Rowmark's LaserGlow™ is one of the first signage materials that allows designers and architects to create their own photoluminescent signs. Specially engineered to exceed the photoluminescent standards set by many municipalities and organizations, including New York City Local Law 26, LaserGlow gives you the flexibility to create the glow-in-the-dark safety signage you need to complete your project.

Constructed of non-radioactive material, LaserGlow is available in 610 mm x 1219 mm sheets and is the ideal choice for egress and way finding signage.



LaserGlow™ Sign Kit item #9054

Rowmark's LaserGlow™ Sign Kit features finished signs fabricated with Rowmark materials and mounting systems. The Sign Kit is offered as a way to display finished signs using Rowmark products in your showroom and are available for purchase through www.rowmark.com.

Material Specifications

Material:	Modified impact acrylic for applique, tactile signage or reverse engraving
Finish:	Matte non-gloss
Size:	610 mm x 1219 mm
Thickness 1-ply:	0.5mm w/adhesive, 0.6 mm, 0.6 mm, 3.2 mm
Thickness 2-ply:	1.3 mm
Usage:	Safety signage, stairwell markings
Rotary Cutting Depth:	0.30 mm

Material Capabilities

MEA Certified	• Bonds
Saws	• Fine Engraving
Drills	• UV Stable
Shears	• Outdoor Weatherable
Laser Cuts	• Back-Filling
Bevels	• Back Lighting
Heat Bendable	• Braille-Engravable
Screen Prints	• ADA Compliant
Hot Stamp	• Embosses

Color Palette



Laser Engravable | Rotary Engravable | Outdoor Weatherable | UV-Stable | Front Engravable | Reverse Engravable

Glow with Adhesive US30-911 (1-ply 3 mm)	ADA Compliant Glow US03-911 (1-ply 6 mm) US01-911 (1-ply 8 mm w/ adhesive) US23-911 (2-ply 1.6 mm) US30-911 (2-ply 3.2 mm)	Reverse Engravable Glow US02-911 (2-ply 1.3 mm)	Glow/Safety Red* US02-914 (2-ply 1.3 mm)	Glow/Safety Green* US02-919 (2-ply 1.3 mm)	Glow/Safety Blue* US02-915 (2-ply 1.3 mm)
	*For best results, Rowmark recommends rotary engraving these products				
Glow/Safety Black* US02-914 (2-ply 1.3 mm)					

New York City (NYC) Local Law 26 of 2004 in accordance with ISO 17398

Excitation of 21.6 lux for 120 minutes.
All commercial high-rise buildings over 22.86 meters tall.

LaserGlow's afterglow luminance (mcd/m²) as compared to the New York Standard.

Time (Minutes)	New York Standard	LaserGlow: .015" Photoluminescent
10	30	✓ 37.6
60	7	✓ 8.8
90	5	✓ 5.7

✓ LaserGlow Exceeds Photoluminescent Standards

HOW LASERGLOW STACKS UP

Comparison of the 3 most popular exit sign systems

Key Factor	LED	Radioluminescence	LaserGlow Photoluminescent
Energy Efficiency	Good	Better	Best
Power Consumption	5 watts	NA	NA
Service Life	10 years	10-20 years	Unlimited
Maintenance	Electrical	Expiration Date	Dust
Disposal Hazard	Yes	Yes	No

LaserLIGHTS™ & LASERmag™

LaserLIGHTS are designed especially for today's laser engravers. Flexible, durable, and very thin, LaserLIGHTS are perfect for interior and exterior applications and are water, solvent, and abrasion resistant.

LASERmag is a laserable flexible magnetic material used to create promotional magnets, repositionable nameplates, vehicle graphics, and more. The ability to vector cut both LaserLIGHTS and LASERmag gives you endless creative possibilities!



LaserLIGHTS Sign Kit
item #9036

LASERmag Sign Kit
item #9037

Rowmark's LaserLIGHTS Sign Kit (9036) and LASERmag Sign Kit (9037) features finished signs fabricated with Rowmark materials and mounting systems. The Sign Kit is offered as a way to display finished signs using Rowmark products in your showroom and are available for purchase through www.rowmark.com.

LaserLIGHTS Material Specifications

Material:	Micro-surfaced pre-adhesive plastic
Finish:	Brushed Metal, Gloss
Size:	305 mm x 610 mm sheets 305 mm x 1524 mm rolls
Thickness 2-ply:	0,10 mm backed with a 0,30 mm acrylic pressure sensitive adhesive
Usage:	Industrial, Automotive & Electronic labeling, Recreational applications
Rotary Cutting Depth:	For engraving: 0,05 For cutting: 0,15

LaserLIGHTS Material Capabilities

Scores	• Bonds
Saws	• Fine Engraving
Drills	• UV Stable
Shears	• Outdoor Weatherable
Laser Cuts	• Back-Filling
Bevels	• Back Lighting
Heat Bendable	• Braille-Engravable
Screen Prints	• ADA Compliant
Hot Stamp	• Embosses

LASERmag Material Specifications

Material:	Microsurfaced flexible magnetic material
Finish:	Brushed metal, Gloss
Size:	305 x 610 mm
Thickness 2-ply:	0,5 mm
Usage:	Promotional magnets, repositionable nameplates

LaserLIGHTS Color Palette



Laser Engravable | Rotary Engravable | Outdoor Weatherable | UV-Stable | Front Engravable



Yellow/Black 948-1234 (205 mm x 610 mm sheet)
Black/White 949-1234 (205 mm x 610 mm sheet)
White/Black 942-1234 (205 mm x 610 mm sheet)
Br. Silver/Black 943-1234 (205 mm x 610 mm sheet)
Black/Gold 945-1234 (205 mm x 610 mm sheet)
Br. Bronze/Black 946-1234 (205 mm x 610 mm sheet)




Sm. Silver/Black 913-1234 (205 mm x 610 mm sheet)
Black/Silver 915-1234 (205 mm x 610 mm sheet)
White/Gold 916-1234 (205 mm x 610 mm sheet)
Sm. Gold/Black* 919-1234 (205 mm x 610 mm sheet)
Br. Brass/Black* 944-1234 (205 mm x 610 mm sheet)

* Br. Brass/Black and Sm. Gold/Black are not recommended for outdoor applications.

LASERmag Color Palette



Laser Engravable | Front Engravable



Br. Silver/Black (ML1-1234)
Black/Gold (ML2-1234)
Br. Gold/Black* (ML3-1234)

LASERmag Material Capabilities

Scores	• Bonds
Saws	• Fine Engraving
Drills	• UV Stable
Shears	• Outdoor Weatherable
Laser Cuts	• Back-Filling
Bevels	• Back Lighting
Heat Bendable	• Braille-Engravable
Screen Prints	• ADA Compliant
Hot Stamp	• Embosses



Making your mark in the signage and the engraving industry is easy with LaserMark®. Each sheet of LaserMark's acrylic material is specially engineered for a crisp, clean burn and ultra-fine laser detail for lettering, logos, and vector cutouts.



LaserMark Sign Kit item #9038

Rowmark's LaserMark Sign Kit features finished signs fabricated with Rowmark materials and mounting systems. The Sign Kit is offered as a way to display finished signs using Rowmark products in your showroom and are available for purchase through www.rowmark.com.

Material Specifications

Material:	Micro-surfaced impact acrylic
Finish:	Matte non-glass, Gloss Patterned, Brushed metal
Size:	610 mm x 1245 mm
Thickness 2-ply:	1,3 mm
Usage:	Signage, Trophies, Awards, Plaques, Personal Identification
Rotary Cutting Depth:	0,06 mm

Material Capabilities

Scores	• Bonds
Saws	• Fine Engraving
Drills	• UV Stable
Shears	• Outdoor Weatherable
Laser Cuts	• Back-Filling
Bevels	• Back Lighting
Heat Bendable	• Braille-Engravable
Screen Prints	• ADA Compliant
Hot Stamp	• Embosses

* Some LaserMark® tools are not recommended for applications in which UV stability is a requirement. LaserMark® metals are available with NoMark® Plus finish by adding "D+" to the end of the item code.

Color Palette



Laser Engravable | Rotary Engravable | Interior | Front Engravable

Red/ White	Red/ Yellow	Yellow/ Black	Bright Green/ White	Pine Green/ White	Sapphire/ White
822-602 (2-ply 1.3 mm)	822-607 (2-ply 1.3 mm)	822-794 (2-ply 1.3 mm)	822-932 (2-ply 1.3 mm)	822-912 (2-ply 1.3 mm)	822-963 (2-ply 1.3 mm)
Blue/ White	Blue/ Yellow	Navy/ White	Ivory/ Brown	Med. Brown/ White	Dark Brown/ White
822-912 (2-ply 1.3 mm)	822-917 (2-ply 1.3 mm)	822-932 (2-ply 1.3 mm)	822-229 (2-ply #92*)	822-903 (2-ply 1.3 mm)	822-902 (2-ply 1.3 mm)
White/ Red	White/ Blue	White/ Black	Light Grey/ White	Grey/ White	Black/ White
822-204 (2-ply 1.3 mm)	822-205 (2-ply 1.3 mm)	822-284 (2-ply 1.3 mm)	822-322 (2-ply 1.3 mm)	822-312 (2-ply 1.3 mm)	822-402 (2-ply 1.3 mm)
Gloss Black/ White	Black/ Yellow	Black/ Gold	Gloss Black/ Gold	Port Wine/ Gold	Verde/ Gold
822-422 (2-ply 1.3 mm)	822-407 (2-ply 1.3 mm)	822-407 (2-ply 1.3 mm)	822-417 (2-ply 1.3 mm)	822-677 (2-ply 1.3 mm)	822-907 (2-ply 1.3 mm)
Celestial Blue/ Gold	Cherry/ White	Black Walnut/ White	Walnut/ White	English Walnut/ White	Smooth Gold/ Black*
822-977 (2-ply 1.3 mm)	822-362 (2-ply 1.3 mm)	822-982 (2-ply 1.3 mm)	822-172 (2-ply 1.3 mm)	822-362 (2-ply 1.3 mm)	822-734 (2-ply 1.3 mm)
Br. Gold/ Black*	European Gold/ Black*	Br. Aluminum/ Black*	Br. Silver/ Black*	Smooth Silver/ Black*	
822-734 (2-ply 1.3 mm)	822-754 (2-ply 1.3 mm)	822-954 (2-ply 1.3 mm)	822-314 (2-ply 1.3 mm)	822-344 (2-ply 1.3 mm)	

* Not recommended for harsh or high humidity indoor or outdoor applications.



Answering the needs of today's laser engraver, LaserMax® features a classic, yet durable, matte finish. Its enhanced heat tolerance and UV stable color foils make LaserMax the laser engraver's first choice.

Available in the industry's best assortment of color combinations, LaserMax is the premier laser engravable product.



LaserMax Sign Kit Item #9034

Rowmark's LaserMax Sign Kit features finished signs fabricated with Rowmark materials and mounting systems. The Sign Kit is offered as a way to display finished signs using Rowmark products in your showroom and are available for purchase through www.rowmark.com.

Material Specifications

Material:	Micro-surfaced impact acrylic
Finish:	Matte non-gloss, Gloss ■ Patterned, Brushed metal
Size:	610 mm x 1245 mm
Thickness 2-ply:	0.8 mm, 1.6 mm, 3.2 mm
Usage:	Signage, Trophies, Awards, Plaques, Personal Identification
Rotary Cutting Depth:	0.05 mm

Scores	• Bonds
Saws	• Fine Engraving
Drills	• UV Stable
Shears	• Outdoor Weatherable
Laser Cuts	• Back-Filling
Bevels	• Back Lighting
Heat Bendable	• Braille-Engravable
Screen Prints	• ADA Compliant
Hot Stamp	• Embosses

* Some LaserMax® foils are not recommended for applications in which UV stability is a requirement. LaserMax® metals are available with NoMark® Plus finish by adding "D+" to the end of the item code.

Color Palette



Laser Engravable | Rotary Engravable | Outdoor Weatherable | UV-Stable | Front Engravable

Crimson/ White LR922-482 (2-ply 0.8 mm) LR922-492 (2-ply 1.6 mm) LR942-482 (2-ply 3.2 mm)	Crimson/ Yellow LR922-467 (2-ply 1.6 mm)	Claret/ White LR922-422 (2-ply 1.6 mm)	Tangerine/ White LR922-412 (2-ply 1.6 mm)	Canary/ Black LR922-794 (2-ply 1.6 mm) LR942-794 (2-ply 3.2 mm)	Kelley Green/ White LR922-512 (2-ply 0.8 mm) LR922-512 (2-ply 1.6 mm) LR942-512 (2-ply 3.2 mm)
Celadon Green/ White LR922-472 (2-ply 1.6 mm)	Evergreen/ White LR922-812 (2-ply 0.8 mm) LR922-812 (2-ply 1.6 mm) LR942-812 (2-ply 3.2 mm)	Sky Blue/ White LR922-812 (2-ply 0.8 mm) LR922-812 (2-ply 1.6 mm) LR942-812 (2-ply 3.2 mm)	Sky Blue/ Yellow LR922-817 (2-ply 1.6 mm)	Patriot Blue/ White LR922-852 (2-ply 1.6 mm)	China Blue/ White LR922-342 (2-ply 1.6 mm)
Purple/ White LR922-582 (2-ply 1.6 mm)	White/ Crimson LR922-206 (2-ply 1.6 mm)	White/ Sky Blue LR922-287 (2-ply 1.6 mm)	White/ Black LR922-204 (2-ply 0.8 mm) LR922-204 (2-ply 1.6 mm) LR942-204 (2-ply 3.2 mm)	Almond/ Black LR922-454 (2-ply 1.6 mm)	Smoke Grey/ White LR922-322 (2-ply 1.6 mm)
Black/ White LR922-482 (2-ply 0.8 mm) LR922-482 (2-ply 1.6 mm) LR942-482 (2-ply 3.2 mm)	Gloss Black/ White ■ LR922-422 (2-ply 1.6 mm)	Black/ Yellow LR922-467 (2-ply 1.6 mm)	Black/ Gold LR922-417 (2-ply 1.6 mm)	Gloss Black/ Gold ■ LR922-417 (2-ply 1.6 mm)	Black/ Silver LR922-463 (2-ply 1.6 mm)
Celestial Blue/ Gold ■ LR922-577 (2-ply 1.6 mm)	Port Wine/ Gold ■ LR922-477 (2-ply 1.6 mm)	Verde/ Gold ■ LR922-697 (2-ply 1.6 mm)	Brushed Copper/ Black* LR922-334 (2-ply 1.6 mm)	Deep Bronze/ Black* LR922-484 (2-ply 1.6 mm)	Br. Gold/ Black* LR922-734 (2-ply 1.6 mm) LR942-734 (2-ply 3.2 mm)
European Gold/ Black* ■ LR922-754 (2-ply 1.6 mm) LR942-754 (2-ply 3.2 mm)	Smooth Gold/ Black* LR922-734 (2-ply 1.6 mm)	Br. Aluminum/ Black* LR922-354 (2-ply 0.8 mm) LR922-354 (2-ply 1.6 mm) LR942-354 (2-ply 3.2 mm)	Br. Silver/ Black* LR922-334 (2-ply 1.6 mm)	Smooth Silver/ Black* LR922-344 (2-ply 1.6 mm)	

◆ Not recommended for harsh or high humidity indoor or outdoor applications.



Metalgraph Plus™ offers the look of real metal without the headaches associated with standard metal products. Metalgraph Plus is UV stable, outdoor weatherable, and fingerprint and scratch resistant. It won't oxidize in high-humidity environments, and weighs significantly less than its real metal counterparts.

Ideal for interior and exterior signage projects, Metalgraph Plus is a product that is sure to make your clients say, "Wow!"




Metalgraph Plus™ Sign Kit Item #9051

Rowmark's Metalgraph Plus™ Sign Kit features finished signs fabricated with Rowmark materials and mounting systems. The Sign Kit is offered as a way to display finished signs using Rowmark products in your showroom and are available for purchase through www.rowmark.com.

Color Palette



Laser Engravable | Rotary Engravable | Outdoor Weatherable | UV Stable | Front Engravable



Material Specifications

Material:	Microsurfaced impact acrylic
Finish:	Brushed metal
Size:	610 mm x 1245 mm
Thickness:	0.8 mm, 1.6 mm, 3.2 mm
Usage:	Signage, Personal Identification
Rotary Cutting Depth:	0.08 mm

Material Capabilities

Scores	• Bonds
Saws	• Fine Engraving
Drills	• UV Stable
Shears	• Outdoor Weatherable
Laser Cuts	• Back-Filling
Bevels	• Back Lighting
Heat Bendable	• Braille-Engravable
Screen Prints	• ADA Compliant
Hot Stamp	• Embosses

Mattes™

Created with a micro-thin cap layer, the Mattes product line is perfect for rotary engravers looking to achieve detailed engraving. The Mattes are offered in a non-glare, matte finish that is rich in color and still durable and easy to fabricate.

Color Palette



Rotary Engravable | Interior | Front Engravable



Mattes Sign Kit

item #9021

Rowmark's Mattes Sign Kit features finished signs fabricated with Rowmark materials and mounting systems. The Sign Kit is offered as a way to display finished signs using Rowmark products in your showroom and are available for purchase through www.rowmark.com.

Material Specifications

Material:	Microsurfaced ABS
Finish:	Matte non glare, Patterned
Size:	610 mm x 1245 mm
Thickness 2-ply:	0.8 mm, 1.6 mm, 2.4 mm, 3.2 mm
Thickness 3-ply:	1.6 mm, 3.2 mm
Usage:	Signage, Personal Identification
Rotary Cutting Depth:	0.08 mm

Material Capabilities

Scores	• Bonds
Saws	• Fine Engraving
Drills	• UV Stable
Shears	• Outdoor Weatherable
Laser Cuts	• Back-Filling
Bevels	• Back Lighting
Heat Bendable	• Braille-Engravable
Screen Prints	• ADA Compliant
Hot Stamp	• Embosses

Red/White 212-402 (2-ply 0.8 mm) 212-402 (2-ply 1.6 mm) 212-402 (2-ply 2.4 mm) 212-402 (2-ply 3.2 mm) 243-402 (3-ply 3.2 mm)	Red/Bright White 212-442 (2-ply 1.6 mm) 243-442 (3-ply 3.2 mm)	Burgundy/White 212-432 (2-ply 0.8 mm) 212-432 (2-ply 1.6 mm) 212-432 (2-ply 2.4 mm) 212-432 (2-ply 3.2 mm) 243-432 (3-ply 3.2 mm)	Orange/White 212-412 (2-ply 0.8 mm) 212-412 (2-ply 1.6 mm) 212-412 (2-ply 2.4 mm) 212-412 (2-ply 3.2 mm) 243-412 (3-ply 3.2 mm)	Yellow/Black 212-744 (2-ply 0.8 mm) 212-744 (2-ply 1.6 mm) 212-744 (2-ply 2.4 mm) 212-744 (2-ply 3.2 mm) 243-744 (3-ply 3.2 mm)	Bright Green/White 212-832 (2-ply 0.8 mm) 212-832 (2-ply 1.6 mm) 212-832 (2-ply 2.4 mm) 212-832 (2-ply 3.2 mm) 243-832 (3-ply 3.2 mm)
Celadon Green/White 212-972 (2-ply 0.8 mm) 212-972 (2-ply 1.6 mm) 212-972 (2-ply 2.4 mm) 212-972 (2-ply 3.2 mm) 243-972 (3-ply 3.2 mm)	Pine Green/White 212-962 (2-ply 0.8 mm) 212-962 (2-ply 1.6 mm) 212-962 (2-ply 2.4 mm) 212-962 (2-ply 3.2 mm) 243-962 (3-ply 3.2 mm)	Light Blue/White 212-942 (2-ply 0.8 mm) 212-942 (2-ply 1.6 mm) 212-942 (2-ply 2.4 mm) 212-942 (2-ply 3.2 mm) 243-942 (3-ply 3.2 mm)	Sapphire/White 212-932 (2-ply 0.8 mm) 212-932 (2-ply 1.6 mm) 212-932 (2-ply 2.4 mm) 212-932 (2-ply 3.2 mm) 243-932 (3-ply 3.2 mm)	Blue/White 212-912 (2-ply 0.8 mm) 212-912 (2-ply 1.6 mm) 212-912 (2-ply 2.4 mm) 212-912 (2-ply 3.2 mm) 243-912 (3-ply 3.2 mm)	Blue/Bright White 212-912 (2-ply 1.6 mm) 243-912 (3-ply 3.2 mm)
Navy Blue/White 212-892 (2-ply 0.8 mm) 212-892 (2-ply 1.6 mm) 212-892 (2-ply 2.4 mm) 212-892 (2-ply 3.2 mm) 243-892 (3-ply 3.2 mm)	China Blue/White 212-882 (2-ply 0.8 mm) 212-882 (2-ply 1.6 mm) 212-882 (2-ply 2.4 mm) 212-882 (2-ply 3.2 mm) 243-882 (3-ply 3.2 mm)	Purple/White 212-862 (2-ply 0.8 mm) 212-862 (2-ply 1.6 mm) 212-862 (2-ply 2.4 mm) 212-862 (2-ply 3.2 mm) 243-862 (3-ply 3.2 mm)	Almond/Black 212-854 (2-ply 0.8 mm) 212-854 (2-ply 1.6 mm) 212-854 (2-ply 2.4 mm) 212-854 (2-ply 3.2 mm) 243-854 (3-ply 3.2 mm)	Ivory/Dark Brown 212-228 (2-ply 0.8 mm) 212-228 (2-ply 1.6 mm) 212-228 (2-ply 2.4 mm) 212-228 (2-ply 3.2 mm) 243-228 (3-ply 3.2 mm)	Med. Brown/White 212-822 (2-ply 0.8 mm) 212-822 (2-ply 1.6 mm) 212-822 (2-ply 2.4 mm) 212-822 (2-ply 3.2 mm) 243-822 (3-ply 3.2 mm)
Dark Brown/White 212-442 (2-ply 0.8 mm) 212-442 (2-ply 1.6 mm) 212-442 (2-ply 2.4 mm) 212-442 (2-ply 3.2 mm) 243-442 (3-ply 3.2 mm)	White/Red 212-204 (2-ply 0.8 mm) 212-204 (2-ply 1.6 mm) 212-204 (2-ply 2.4 mm) 212-204 (2-ply 3.2 mm) 243-204 (3-ply 3.2 mm)	White/Burgundy 212-226 (2-ply 0.8 mm) 212-226 (2-ply 1.6 mm) 212-226 (2-ply 2.4 mm) 212-226 (2-ply 3.2 mm) 243-226 (3-ply 3.2 mm)	White/Bright Green 212-298 (2-ply 0.8 mm) 212-298 (2-ply 1.6 mm) 212-298 (2-ply 2.4 mm) 212-298 (2-ply 3.2 mm) 243-298 (3-ply 3.2 mm)	White/Pine Green 212-298 (2-ply 0.8 mm) 212-298 (2-ply 1.6 mm) 212-298 (2-ply 2.4 mm) 212-298 (2-ply 3.2 mm) 243-298 (3-ply 3.2 mm)	White/Blue 212-298 (2-ply 0.8 mm) 212-298 (2-ply 1.6 mm) 212-298 (2-ply 2.4 mm) 212-298 (2-ply 3.2 mm) 243-298 (3-ply 3.2 mm)
White/Black 212-204 (2-ply 0.8 mm) 212-204 (2-ply 1.6 mm) 212-204 (2-ply 2.4 mm) 212-204 (2-ply 3.2 mm) 243-204 (3-ply 3.2 mm)	Light Grey/White 212-322 (2-ply 0.8 mm) 212-322 (2-ply 1.6 mm) 212-322 (2-ply 2.4 mm) 212-322 (2-ply 3.2 mm) 243-322 (3-ply 3.2 mm)	Light Grey/Burgundy 212-328 (2-ply 0.8 mm) 212-328 (2-ply 1.6 mm) 212-328 (2-ply 2.4 mm) 212-328 (2-ply 3.2 mm) 243-328 (3-ply 3.2 mm)	Light Grey/Marine Blue 212-325 (2-ply 0.8 mm) 212-325 (2-ply 1.6 mm) 212-325 (2-ply 2.4 mm) 212-325 (2-ply 3.2 mm) 243-325 (3-ply 3.2 mm)	Light Grey/Black 212-324 (2-ply 0.8 mm) 212-324 (2-ply 1.6 mm) 212-324 (2-ply 2.4 mm) 212-324 (2-ply 3.2 mm) 243-324 (3-ply 3.2 mm)	Grey/White 212-322 (2-ply 0.8 mm) 212-322 (2-ply 1.6 mm) 212-322 (2-ply 2.4 mm) 212-322 (2-ply 3.2 mm) 243-322 (3-ply 3.2 mm)
Black/White 212-462 (2-ply 0.8 mm) 212-462 (2-ply 1.6 mm) 212-462 (2-ply 2.4 mm) 212-462 (2-ply 3.2 mm) 243-462 (3-ply 3.2 mm)	Black/Bright White 212-432 (2-ply 1.6 mm) 243-432 (3-ply 3.2 mm)	Walnut/White 212-372 (2-ply 1.6 mm) 243-372 (3-ply 3.2 mm)	English Walnut/Bright White 212-382 (2-ply 1.6 mm) 243-382 (3-ply 3.2 mm)	Black Walnut/White 212-382 (2-ply 1.6 mm) 243-382 (3-ply 3.2 mm)	

NoMark^{Plus} & Standard MetalsTM

Superior durability and a glossy appearance make NoMark^{Plus} and Standard Metals the choice for rotary engravers looking for the luster of real metal. Specially hard coated to stand up to harsh outdoor elements, NoMark Plus and Standard Metals are perfect for any application.

NoMark Plus finish is available on all Standard Metals by adding "0+" to the end of the item code.



NoMark Plus & Standard Metals Sign Kit item #9028

Rowmark's NoMark Plus & Standard Metals Sign Kit features finished signs fabricated with Rowmark materials and mounting systems. The SignKit is offered as a way to display finished signs using Rowmark products in your showroom and are available for purchase through www.rowmark.com.

Color Palette



Rotary Engravable | Interior | Front Engravable

Deep Bronze/Black	Br. Copper/Black	Br. Gold/Black	European Gold/Black	Smooth Gold/Black	Br. Aluminum/Black
Standard S22-894 (2-ply 0.8 mm) S22-894 (2-ply 1.6 mm) S22-894 (2-ply 2.4 mm) S22-894 (2-ply 3.2 mm)	Standard S22-894 (2-ply 0.8 mm) S22-894 (2-ply 1.6 mm) S22-894 (2-ply 2.4 mm) S22-894 (2-ply 3.2 mm)	Standard S22-724 (2-ply 0.8 mm) S22-724 (2-ply 1.6 mm) S22-724 (2-ply 2.4 mm) S22-724 (2-ply 3.2 mm)	Standard S22-724 (2-ply 0.8 mm) S22-724 (2-ply 1.6 mm) S22-724 (2-ply 2.4 mm) S22-724 (2-ply 3.2 mm)	Standard S22-724 (2-ply 0.8 mm) S22-724 (2-ply 1.6 mm) S22-724 (2-ply 2.4 mm) S22-724 (2-ply 3.2 mm)	Standard S22-354 (2-ply 0.8 mm) S22-354 (2-ply 1.6 mm) S22-354 (2-ply 2.4 mm) S22-354 (2-ply 3.2 mm)
NoMark ^{Plus} S22-894+ (2-ply 0.8 mm) S22-894+ (2-ply 1.6 mm) S22-894+ (2-ply 3.2 mm)	NoMark ^{Plus} S22-894+ (2-ply 0.8 mm) S22-894+ (2-ply 1.6 mm) S22-894+ (2-ply 3.2 mm)	NoMark ^{Plus} S22-724+ (2-ply 0.8 mm) S22-724+ (2-ply 1.6 mm) S22-724+ (2-ply 3.2 mm)	NoMark ^{Plus} S22-724+ (2-ply 0.8 mm) S22-724+ (2-ply 1.6 mm) S22-724+ (2-ply 3.2 mm)	NoMark ^{Plus} S22-724+ (2-ply 0.8 mm) S22-724+ (2-ply 1.6 mm) S22-724+ (2-ply 3.2 mm)	NoMark ^{Plus} S22-354+ (2-ply 0.8 mm) S22-354+ (2-ply 1.6 mm) S22-354+ (2-ply 3.2 mm)
Br. Silver/Black	Smooth Silver/Black				
Standard S22-324 (2-ply 0.8 mm) S22-324 (2-ply 1.6 mm) S22-324 (2-ply 2.4 mm) S22-324 (2-ply 3.2 mm)	Standard S22-324 (2-ply 0.8 mm) S22-324 (2-ply 1.6 mm) S22-324 (2-ply 2.4 mm) S22-324 (2-ply 3.2 mm)				
NoMark ^{Plus} S22-324+ (2-ply 0.8 mm) S22-324+ (2-ply 1.6 mm) S22-324+ (2-ply 3.2 mm)	NoMark ^{Plus} S22-324+ (2-ply 0.8 mm) S22-324+ (2-ply 1.6 mm) S22-324+ (2-ply 3.2 mm)				

Material Specifications

Material:	Microsurfaced ABS
Finish:	Brushed Metal
Size:	610 mm x 1245 mm
Thickness 2-ply:	0.8 mm, 1.6 mm, 2.4 mm, 3.2 mm
Usage:	Signage, Personal Identification
Rotary Cutting Depth:	0.08 mm

Material Capabilities

Scores	• Bonds
Saws	• Fine Engraving
Drills	• UV Stable
Shears	• Outdoor Weatherable
Laser Cuts	• Back-Filling
Bevels	• Back Lighting
Heat Bendable	• Braille-Engravable
Screen Prints	• ADA Compliant
Hot Stamp	• Embosses

Reverse

LASER MARK



Specially designed for the laser engraver, Reverse LaserMark® has a clear, non-glare matte finish over a layer of rich color. Reverse LaserMark offers a crisp, clean image and ultra-fine laser lettering, with a durable surface that resists fingerprints. The ability to back paint Reverse LaserMark gives you an unlimited amount of color choices for your engraved area.



Reverse LaserMark Sign Kit item #9035

Rowmark's Reverse LaserMark Sign Kit features finished signs fabricated with Rowmark materials and mounting systems. The Sign Kit is offered as a way to display finished signs using Rowmark products in your showroom and are available for purchase through www.rowmark.com.

Material Specifications

Material:	Micro-surfaced impact acrylic
Finish:	Matte non-glare, Gloss ■
Size:	610 mm x 1238 mm
Thickness 2-ply:	1.6 mm, 3.2 mm
Usage:	Signage, Personal Identification
Rotary Cutting Depth:	0.08 mm

Material Capabilities

Scores	• Bonds
Saws	• Fine Engraving
Drills	• UV Stable
Shears	• Outdoor Weatherable
Laser Cuts	• Back-Filling
Bevels	• Back Lighting
Heat Bendable	• Braille-Engravable
Screen Prints	• ADA Compliant
Hot Stamp	• Embosses

Color Palette



Laser Engravable | Rotary Engravable | Outdoor Weatherable | UV-Stable | Reverse Engravable


Matte/ Red	Matte/ Burgundy	Matte/ Yellow	Matte/ Bright Green	Matte/ Blue	Matte/ Navy Blue
902-881 (2-ply 1.6 mm)	902-025 (2-ply 1.6 mm)	902-701 (2-ply 1.6 mm)	902-901 (2-ply 1.6 mm)	902-503 (2-ply 1.6 mm)	902-051 (2-ply 1.6 mm)
Matte/ White	Matte/ Ivory	Matte/ Dark Brown	Matte/ Black	Matte/ Smooth Gold*	Gloss/ Smooth Gold**
902-001 (2-ply 1.6 mm)	902-021 (2-ply 1.6 mm)	902-841 (2-ply 1.6 mm)	902-401 (2-ply 1.6 mm)	902-703 (2-ply 1.6 mm) 940-703 (2-ply 3.2 mm)	902-710 (2-ply 1.6 mm) 940-710 (2-ply 3.2 mm)
Matte/Smooth Silver*	Gloss/Smooth Silver**	Matte/ Clear	Clear/ Clear		
902-003 (2-ply 1.6 mm) 940-003 (2-ply 3.2 mm)	902-300 (2-ply 1.6 mm) 940-300 (2-ply 3.2 mm)	311-001 (1-ply .08 mm) 321-001 (1-ply 1.6 mm) 940-001 (1-ply 3.2 mm)	602-100 (1-ply .6mm) 622-100 (1-ply 1.3 mm) 640-100 (1-ply 3.2 mm)		

* Some LaserMark® Reverse foils are not recommended for applications in which UV stability is a requirement.



Rowmark's Safe-T-Mark™ fire retardant plastic is a fabrication-friendly alternative to materials such as Norplex™ Phenolic, Lamicoide and melamine, making it the ideal choice for control panels, industrial, equipment, identification and electrical tags. Safe-T-Mark eliminates the handling and fabrication frustration of traditional phenolic sheet materials.

Safe-T-Mark meets 10¹² Ohms/square meter or higher in electrical resistivity, UL 94 V0 rating, is RoHS compliant (halogen-free), and is PVC, formaldehyde and phenol free.



Safe-T-Mark™ Sign Kit Item #9060

Rowmark's Safe-T-Mark™ Sign Kit features finished signs fabricated with Rowmark materials and mounting systems. The Sign Kit is offered as a way to display finished signs using Rowmark products in your showroom and are available for purchase through www.rowmark.com.

Material Specifications

Material:	Fire retardant functional polymer
Finish:	Matte non-gloss
Size:	610 mm x 1245 mm
Thickness 2-ply:	1.6 mm, 3.2 mm
Thickness 3-ply:	1.6 mm, 3.2 mm
Usage:	Industrial tags, equipment identification tags, electrical tags and control panels.
Rotary Cutting Depth:	0.03 mm
Product Features:	Electrically non-conductive, Insulative, Fire retardant, Non-flammable
Ratings:	Meets 10 ¹² Ohms/square meter or higher in electrical resistivity, UL 94 V0, RoHS compliant (halogen-free, PVC-free, formaldehyde and phenol free).

Material Capabilities

Scores	• Bonds
Saws	• Fine Engraving
Drills	• UV Stable
Shears	• Outdoor Weatherable
Laser Cuts	• Back-Filling
Bevels	• Back Lighting
Heat Bendable	• Braille-Engravable
Screen Prints	• ADA Compliant
Hot Stamp	• Embosses

Color Palette



Rotary Engrvable | Front Engrvable | Fire Retardant | Interior



Slickers™

Sleek and glossy, this reverse-engravable line will liven up any sign system. UV stable and outdoor weatherable, Slickers are ideal for backpainting, backlighting, and 3-dimensional engraving effects.



Slickers Sign Kit

Item #9026

Rowmark's Slickers Sign Kit features finished signs fabricated with Rowmark materials and mounting systems. The Sign Kit is offered as a way to display finished signs using Rowmark products in your showroom and are available for purchase through www.rowmark.com.

Material Specifications

Material:	Laminated impact acrylic
Finish:	Gloss
Size:	610 mm x 1238 mm
Thickness 2-ply:	0.8 mm, 1.6 mm, 3.2 mm Clear/Clear is 1.3 mm
Usage:	Signage, Personal Identification
Rotary Cutting Depth:	0.30 mm

Material Capabilities

Scores	• Bonds
Saws	• Fine Engraving
Drills	• UV Stable
Shears	• Outdoor Weatherable
Laser Cuts	• Back-Filling
Bevels	• Back Lighting
Heat Bendable	• Braille-Engravable
Screen Prints	• ADA Compliant
Hot Stamp	• Embosses

Color Palette



Rotary Engravable | Outdoor Weatherable | UV-Stable | Reverse Engravable

Clear/ Red 412-609 (2-ply 0.8 mm) 412-609 (2-ply 1.6 mm) 412-609 (2-ply 3.2 mm)	Clear/ Dusty Rose 423-600 (2-ply 0.8 mm) 423-600 (2-ply 1.6 mm) 442-600 (2-ply 3.2 mm)	Clear/ Ruby 411-608 (1-ply 0.8 mm) 412-608 (1-ply 1.6 mm) 442-608 (1-ply 3.2 mm)	Clear/ Orange 433-600 (2-ply 0.8 mm) 433-600 (2-ply 1.6 mm) 442-600 (2-ply 3.2 mm)	Clear/ Yellow 422-700 (2-ply 0.8 mm) 422-700 (2-ply 1.6 mm) 442-700 (2-ply 3.2 mm)	Clear/ Bright Green 413-600 (2-ply 0.8 mm) 413-600 (2-ply 1.6 mm) 442-600 (2-ply 3.2 mm)
Clear/ Celadon Green 412-919 (2-ply 0.8 mm) 412-919 (2-ply 1.6 mm) 442-919 (2-ply 3.2 mm)	Clear/ Hunter Green 412-919 (2-ply 0.8 mm) 412-919 (2-ply 1.6 mm) 442-919 (2-ply 3.2 mm)	Clear/ Forest Green 423-980 (2-ply 0.8 mm) 423-980 (2-ply 1.6 mm) 442-980 (2-ply 3.2 mm)	Clear/ Sea Grey 423-328 (2-ply 0.8 mm) 423-328 (2-ply 1.6 mm) 442-328 (2-ply 3.2 mm)	Clear/ Teal 412-928 (2-ply 0.8 mm) 412-928 (2-ply 1.6 mm) 442-928 (2-ply 3.2 mm)	Clear/ Ocean Blue 412-919 (2-ply 0.8 mm) 412-919 (2-ply 1.6 mm) 442-919 (2-ply 3.2 mm)
Clear/ Blue 412-528 (2-ply 0.8 mm) 412-528 (2-ply 1.6 mm) 442-528 (2-ply 3.2 mm)	Clear/ Sapphire 412-548 (2-ply 0.8 mm) 412-548 (2-ply 1.6 mm) 442-548 (2-ply 3.2 mm)	Clear/ Blueberry 412-549 (2-ply 0.8 mm) 412-549 (2-ply 1.6 mm) 442-549 (2-ply 3.2 mm)	Clear/ China Blue 412-380 (2-ply 0.8 mm) 412-380 (2-ply 1.6 mm) 442-380 (2-ply 3.2 mm)	Clear/ Beige 442-830 (2-ply 0.8 mm) 442-830 (2-ply 1.6 mm) 442-830 (2-ply 3.2 mm)	Clear/ Taupe 442-820 (2-ply 0.8 mm) 442-820 (2-ply 1.6 mm) 442-820 (2-ply 3.2 mm)
Clear/ Dark Brown 412-608 (2-ply 0.8 mm) 412-608 (2-ply 1.6 mm) 442-608 (2-ply 3.2 mm)	Clear/ Vintage Silver 422-370 (2-ply 0.8 mm) 422-370 (2-ply 1.6 mm) 442-370 (2-ply 3.2 mm)	Clear/ White 422-200 (2-ply 0.8 mm) 422-200 (2-ply 1.6 mm) 442-200 (2-ply 3.2 mm)	Clear/ Ivory 412-330 (2-ply 0.8 mm) 412-330 (2-ply 1.6 mm) 442-330 (2-ply 3.2 mm)	Clear/ Parchment 412-830 (2-ply 0.8 mm) 412-830 (2-ply 1.6 mm) 442-830 (2-ply 3.2 mm)	Clear/ Black 412-990 (2-ply 0.8 mm) 412-990 (2-ply 1.6 mm) 442-990 (2-ply 3.2 mm)
Clear/ Clear 412-508 (1-ply 0.8 mm) 412-508 (1-ply 1.6 mm) 442-508 (1-ply 3.2 mm)					

Satins™

Rowmark's original engraving material... and still one of the most popular products in the industry. Dozens of color combinations and a subtle brushed finished make Satins ideal for interior signage, nameplates, and personal identification.



Satins Sign Kit item #9020

Rowmark's Satins Sign Kit features finished signs fabricated with Rowmark materials and mounting systems. The Sign Kit is offered as a way to display finished signs using Rowmark products in your showroom and are available for purchase through www.rowmark.com.

Material Specifications

Material:	Acrylic cap, ABS core
Finish:	Brushed
Size:	810 mm x 1236 mm
Thickness 2-ply:	0.8 mm, 1.6 mm, 2.4 mm, 3.2 mm
Thickness 3-ply:	1.6 mm, 3.2 mm
Usage:	Signage, Personal Identification
Rotary Cutting Depth:	0.30 mm

Material Capabilities

Scores	• Bonds
Saws	• Fine Engraving
Drills	• UV Stable
Shears	• Outdoor Weatherable
Laser Cuts	• Back-Filling
Bevels	• Back Lighting
Heat Bendable	• Braille-Engravable
Screen Prints	• ADA Compliant
Hot Stamp	• Embosses

Color Palette



Rotary Engravable | Front Engravable | Interior

Red/ White	Red/ Black	Red/ Yellow	Burgundy/ White	Orange/ White	Orange/ Black
122-882 (2-ply 0.8 mm)	122-884 (2-ply 0.8 mm)	122-881 (2-ply 0.8 mm)	122-823 (2-ply 0.8 mm)	122-822 (2-ply 0.8 mm)	122-824 (2-ply 0.8 mm)
122-882 (2-ply 1.6 mm)	122-884 (2-ply 1.6 mm)	122-881 (2-ply 1.6 mm)	122-823 (2-ply 1.6 mm)	122-822 (2-ply 1.6 mm)	122-824 (2-ply 1.6 mm)
122-882 (2-ply 2.4 mm)	122-884 (2-ply 2.4 mm)	122-881 (2-ply 2.4 mm)	122-823 (2-ply 2.4 mm)	122-822 (2-ply 2.4 mm)	122-824 (2-ply 2.4 mm)
143-882 (3-ply 3.2 mm)	143-884 (3-ply 3.2 mm)	143-881 (3-ply 3.2 mm)	143-823 (3-ply 3.2 mm)	143-822 (3-ply 3.2 mm)	143-824 (3-ply 3.2 mm)
Yellow/ Black	Yellow/ Red	Yellow/ Blue	Bright Green/ White	Green/ White	Pine Green/ White
122-784 (2-ply 0.8 mm)	122-788 (2-ply 0.8 mm)	122-798 (2-ply 0.8 mm)	122-932 (2-ply 0.8 mm)	122-902 (2-ply 0.8 mm)	122-912 (2-ply 0.8 mm)
122-784 (2-ply 1.6 mm)	122-788 (2-ply 1.6 mm)	122-798 (2-ply 1.6 mm)	122-932 (2-ply 1.6 mm)	122-902 (2-ply 1.6 mm)	122-912 (2-ply 1.6 mm)
122-784 (2-ply 2.4 mm)	122-788 (2-ply 2.4 mm)	122-798 (2-ply 2.4 mm)	122-932 (2-ply 2.4 mm)	122-902 (2-ply 2.4 mm)	122-912 (2-ply 2.4 mm)
143-784 (3-ply 3.2 mm)	143-788 (3-ply 3.2 mm)	143-798 (3-ply 3.2 mm)	143-932 (3-ply 3.2 mm)	143-902 (3-ply 3.2 mm)	143-912 (3-ply 3.2 mm)
Aqua/ White	Blue/ White	Blue/ Yellow	Blue/ Silver	Navy Blue/ White	Air Force Blue/ White
122-942 (2-ply 0.8 mm)	122-942 (2-ply 0.8 mm)	122-947 (2-ply 0.8 mm)	122-933 (2-ply 0.8 mm)	122-952 (2-ply 0.8 mm)	122-952 (2-ply 0.8 mm)
122-942 (2-ply 1.6 mm)	122-942 (2-ply 1.6 mm)	122-947 (2-ply 1.6 mm)	122-933 (2-ply 1.6 mm)	122-952 (2-ply 1.6 mm)	122-952 (2-ply 1.6 mm)
122-942 (2-ply 2.4 mm)	122-942 (2-ply 2.4 mm)	122-947 (2-ply 2.4 mm)	122-933 (2-ply 2.4 mm)	122-952 (2-ply 2.4 mm)	122-952 (2-ply 2.4 mm)
143-942 (3-ply 3.2 mm)	143-942 (3-ply 3.2 mm)	143-947 (3-ply 3.2 mm)	143-933 (3-ply 3.2 mm)	143-952 (3-ply 3.2 mm)	143-952 (3-ply 3.2 mm)
Metallic Blue/ White	Purple/ White	Almond/ Black	Ivory/ Dark Brown	Beige/ Dark Brown	Beige/ White
122-832 (2-ply 0.8 mm)	122-842 (2-ply 0.8 mm)	122-854 (2-ply 0.8 mm)	122-228 (2-ply 0.8 mm)	122-838 (2-ply 0.8 mm)	122-832 (2-ply 0.8 mm)
122-832 (2-ply 1.6 mm)	122-842 (2-ply 1.6 mm)	122-854 (2-ply 1.6 mm)	122-228 (2-ply 1.6 mm)	122-838 (2-ply 1.6 mm)	122-832 (2-ply 1.6 mm)
122-832 (2-ply 2.4 mm)	122-842 (2-ply 2.4 mm)	122-854 (2-ply 2.4 mm)	122-228 (2-ply 2.4 mm)	122-838 (2-ply 2.4 mm)	122-832 (2-ply 2.4 mm)
143-832 (3-ply 3.2 mm)	143-842 (3-ply 3.2 mm)	143-854 (3-ply 3.2 mm)	143-228 (3-ply 3.2 mm)	143-838 (3-ply 3.2 mm)	143-832 (3-ply 3.2 mm)



Our original line of engraving material designed with a subtle brushed finish.

Dozens of color combinations are available for interior signage, nameplates and personal identification.

Satins is Rowmark's largest product line, offering 47 colors, in multiple plies and gauges.

Color Palette



Rotary Engravable | Front Engravable | Interior

Med. Brown/White 112-812 (2 ply 0.8 mm) 112-812 (2 ply 1.5 mm) 112-812 (2 ply 1.8 mm) 112-812 (2 ply 2.4 mm) 143-812 (2 ply 3.2 mm)	Dark Brown/White 112-842 (2 ply 0.8 mm) 112-842 (2 ply 1.5 mm) 112-842 (2 ply 1.8 mm) 112-842 (2 ply 2.4 mm) 143-842 (2 ply 3.2 mm)	White/Red 112-280 (2 ply 0.8 mm) 112-280 (2 ply 1.5 mm) 112-280 (2 ply 1.8 mm) 112-280 (2 ply 2.4 mm) 143-280 (2 ply 3.2 mm)	Polar White/Red 112-240 (2 ply 1.8 mm)	White/Orange 112-208 (2 ply 0.8 mm) 112-208 (2 ply 1.5 mm) 112-208 (2 ply 1.8 mm) 143-208 (2 ply 3.2 mm)	White/Bright Green 112-288 (2 ply 0.8 mm) 112-288 (2 ply 1.5 mm) 112-288 (2 ply 1.8 mm) 112-288 (2 ply 2.4 mm) 143-288 (2 ply 3.2 mm)
Polar White/Bk. Green 112-288 (2 ply 1.8 mm)	White/Pale Green 112-288 (2 ply 0.8 mm) 112-288 (2 ply 1.5 mm) 112-288 (2 ply 1.8 mm) 112-288 (2 ply 2.4 mm) 143-288 (2 ply 3.2 mm)	White/Blue 112-288 (2 ply 0.8 mm) 112-288 (2 ply 1.5 mm) 112-288 (2 ply 1.8 mm) 112-288 (2 ply 2.4 mm) 143-288 (2 ply 3.2 mm)	Polar White/Blue 112-288 (2 ply 1.8 mm)	White/Dark Brown 112-208 (2 ply 0.8 mm) 112-208 (2 ply 1.5 mm) 112-208 (2 ply 1.8 mm) 112-208 (2 ply 2.4 mm) 143-208 (2 ply 3.2 mm)	White/Black 112-204 (2 ply 0.8 mm) 112-204 (2 ply 1.5 mm) 112-204 (2 ply 1.8 mm) 112-204 (2 ply 2.4 mm) 143-204 (2 ply 3.2 mm)
Polar White/Black 112-204 (2 ply 0.8 mm) 112-204 (2 ply 1.5 mm) 112-204 (2 ply 1.8 mm) 112-204 (2 ply 2.4 mm) 143-204 (2 ply 3.2 mm)	Metallic Grey/White 112-302 (2 ply 0.8 mm) 112-302 (2 ply 1.5 mm) 112-302 (2 ply 1.8 mm) 112-302 (2 ply 2.4 mm) 143-302 (2 ply 3.2 mm)	Earthy Grey/White 112-382 (2 ply 0.8 mm) 112-382 (2 ply 1.5 mm) 112-382 (2 ply 1.8 mm) 112-382 (2 ply 2.4 mm) 143-382 (2 ply 3.2 mm)	Grey/White 112-382 (2 ply 0.8 mm) 112-382 (2 ply 1.5 mm) 112-382 (2 ply 1.8 mm) 112-382 (2 ply 2.4 mm) 143-382 (2 ply 3.2 mm)	Grey/Black 112-304 (2 ply 0.8 mm) 112-304 (2 ply 1.5 mm) 112-304 (2 ply 1.8 mm) 112-304 (2 ply 2.4 mm) 143-304 (2 ply 3.2 mm)	Black/White 112-402 (2 ply 0.8 mm) 112-402 (2 ply 1.5 mm) 112-402 (2 ply 1.8 mm) 112-402 (2 ply 2.4 mm) 143-402 (2 ply 3.2 mm)
Black/Bright White 112-402 (2 ply 0.8 mm) 112-402 (2 ply 1.5 mm) 112-402 (2 ply 1.8 mm) 143-402 (2 ply 3.2 mm)	Black/Red 112-486 (2 ply 0.8 mm) 112-486 (2 ply 1.5 mm) 112-486 (2 ply 1.8 mm) 112-486 (2 ply 2.4 mm) 143-486 (2 ply 3.2 mm)	Black/Yellow 112-487 (2 ply 0.8 mm) 112-487 (2 ply 1.5 mm) 112-487 (2 ply 1.8 mm) 112-487 (2 ply 2.4 mm) 143-487 (2 ply 3.2 mm)	Black/Gold 112-487 (2 ply 0.8 mm) 112-487 (2 ply 1.5 mm) 112-487 (2 ply 1.8 mm) 112-487 (2 ply 2.4 mm) 143-487 (2 ply 3.2 mm)	Black/Silver 112-413 (2 ply 0.8 mm) 112-413 (2 ply 1.5 mm) 112-413 (2 ply 1.8 mm) 112-413 (2 ply 2.4 mm) 143-413 (2 ply 3.2 mm)	

Textures™

Textures are simply the best product for industrial or high traffic areas. The tough textured surface resists fingerprints, grease and grime, giving you a great-looking sign that is virtually maintenance free!

The Textures are laserable, UV stable and outdoor weatherable.



Textures Sign Kit item #9033

Rowmark's Textures Sign Kit features finished signs fabricated with Rowmark materials and mounting systems. The Sign Kit is offered as a way to display finished signs using Rowmark products in your showroom and are available for purchase through www.rowmark.com.

Material Specifications

Material:	Co-extruded impact acrylic
Finish:	Textured
Sheet Size:	610 mm x 1245 mm
Thickness 2-ply:	1.6 mm, 3.2 mm
Usage:	Signage, Personal Identification
Rotary Cutting Depth:	0.18mm (0.25mm Acid Yellow & Pimento)

Material Capabilities

Scores	• Bonds
Saws	• Fine Engraving
Drills	• UV Stable
Shears	• Outdoor Weatherable
Laser Cuts	• Back-Filling
Bevels	• Back Lighting
Heat Bendable	• Braille-Engraving
Screen Prints	• ADA Compliant
Hot Stamp	• Embosses

Color Palette



Laser Engravable | Rotary Engravable | Outdoor Weatherable | UV-Stable

Pimento/White 822-940 (2-ply 1.6 mm) 842-940 (2-ply 3.2 mm)	Ruby/White 822-422 (2-ply 1.6 mm)	Tangerine/White 822-452 (2-ply 1.6 mm)	Acid Yellow/Black 822-714 (2-ply 1.6 mm)	Acid Yellow/Dark Brown 822-778 (2-ply 1.6 mm)	Jungle Green/White 822-943 (2-ply 1.6 mm)
Teal/White 822-892 (2-ply 1.6 mm)	Royal Blue/White 822-990 (2-ply 1.6 mm) 842-990 (2-ply 3.2 mm)	Sapphire/White 822-900 (2-ply 1.6 mm)	Bermuda Tan/Dark Brown 822-284 (2-ply 1.6 mm)	Desert Sand/Black 822-894 (2-ply 1.6 mm)	Coffee Bean/White 822-893 (2-ply 1.6 mm)
White/Red 822-246 (2-ply 1.6 mm)	Winter White/Blue 822-289 (2-ply 1.6 mm)	Winter White/Black 822-244 (2-ply 1.6 mm) 842-244 (2-ply 3.2 mm)	Ash Grey/White 822-282 (2-ply 1.6 mm)	Ash Grey/Black 822-274 (2-ply 1.6 mm)	Coal Black/White 822-423 (2-ply 1.6 mm) 842-423 (2-ply 3.2 mm)

Ultra-Mattes™ Reverse Engravable

Ultra-Matte Reverse Engravable plastic is available in 610 mm x 1238 mm sheets and is offered with a clear non-glare matte finish over a layer of rich color. UV stable and outdoor weatherable, Ultra-Mattes Reverse Engravable products allow you to create coordinating interior and exterior signage.

Ideal applications for Ultra-Matte Reverse Engravable are:

- ADA compliant signage
- Cut-out letters
- Way finding and directory signage
- Back-filled, customized signage
- Back-lit signs



Ultra-Mattes Reverse Engravable Sign Kit
Item #9024

Rowmark's Ultra-Mattes Reverse Engravable Sign Kit features finished signs fabricated with Rowmark materials and mounting systems. The Sign Kit is offered as a way to display finished signs using Rowmark products in your showroom and are available for purchase through www.rowmark.com.

Material Specifications

Material:	Laminated impact acrylic
Finish:	Matte non-glare
Size:	610 mm x 1238 mm
Thickness 2-ply:	0.8 mm, 1.6 mm, 3.2 mm
Usage:	Signage, Personal Identification
Rotary Cutting Depth:	0.30 mm

Material Capabilities

Scores	• Bonds
Saws	• Fine Engraving
Drills	• UV Stable
Shears	• Outdoor Weatherable
Laser Cuts	• Back-Filling
Bevels	• Back Lighting
Heat Bendable	• Braille-Engravable
Screen Prints	• ADA Compliant
Hot Stamp	• Embosses

Color Palette

Rotary Engravable | Outdoor Weatherable | UV-Stable | Reverse Engravable | ADA Compliant

Matte/Red 322-881 (2-ply 0.8 mm) 322-881 (2-ply 1.6 mm) 342-881 (2-ply 3.2 mm)	Matte/Dusty Rose 312-480 (2-ply 0.8 mm) 322-881 (2-ply 1.6 mm) 342-881 (2-ply 3.2 mm)	Matte/Ruby 312-632 (2-ply 0.8 mm) 322-926 (2-ply 1.6 mm) 342-926 (2-ply 3.2 mm)	Matte/Canyon 312-861 (2-ply 0.8 mm) 322-862 (2-ply 1.6 mm) 342-861 (2-ply 3.2 mm)	Matte/Orange 322-863 (2-ply 0.8 mm) 322-863 (2-ply 1.6 mm) 342-861 (2-ply 3.2 mm)	Matte/Yellow 322-791 (2-ply 0.8 mm) 322-791 (2-ply 1.6 mm) 342-791 (2-ply 3.2 mm)
Matte/Bright Green 322-923 (2-ply 0.8 mm) 322-923 (2-ply 1.6 mm) 342-923 (2-ply 3.2 mm)	Matte/Celadon Green 312-926 (2-ply 0.8 mm) 322-923 (2-ply 1.6 mm) 342-923 (2-ply 3.2 mm)	Matte/Hunter Green 312-924 (2-ply 0.8 mm) 322-926 (2-ply 1.6 mm) 342-926 (2-ply 3.2 mm)	Matte/Forest Green 312-901 (2-ply 0.8 mm) 322-901 (2-ply 1.6 mm) 342-901 (2-ply 3.2 mm)	Matte/Sea Grey 312-311 (2-ply 0.8 mm) 322-311 (2-ply 1.6 mm) 342-311 (2-ply 3.2 mm)	Matte/Teal 312-921 (2-ply 0.8 mm) 322-921 (2-ply 1.6 mm) 342-921 (2-ply 3.2 mm)
Matte/Ocean Blue 322-861 (2-ply 0.8 mm) 322-861 (2-ply 1.6 mm) 342-861 (2-ply 3.2 mm)	Matte/Blue 322-911 (2-ply 0.8 mm) 322-911 (2-ply 1.6 mm) 342-911 (2-ply 3.2 mm)	Matte/Sapphire 312-942 (2-ply 0.8 mm) 322-942 (2-ply 1.6 mm) 342-942 (2-ply 3.2 mm)	Matte/Blueberry 312-941 (2-ply 0.8 mm) 322-942 (2-ply 1.6 mm) 342-942 (2-ply 3.2 mm)	Matte/China Blue 312-381 (2-ply 0.8 mm) 322-381 (2-ply 1.6 mm) 342-381 (2-ply 3.2 mm)	Matte/Beige 312-801 (2-ply 0.8 mm) 322-801 (2-ply 1.6 mm) 342-801 (2-ply 3.2 mm)
Matte/Taupe 322-861 (2-ply 0.8 mm) 322-861 (2-ply 1.6 mm) 342-861 (2-ply 3.2 mm)	Matte/Cinder 312-426 (2-ply 0.8 mm) 322-923 (2-ply 1.6 mm) 342-923 (2-ply 3.2 mm)	Matte/Charcoal Grey 312-308 (2-ply 0.8 mm) 322-308 (2-ply 1.6 mm) 342-308 (2-ply 3.2 mm)	Matte/Dark Brown 312-941 (2-ply 0.8 mm) 322-942 (2-ply 1.6 mm) 342-942 (2-ply 3.2 mm)	Matte/Vintage Gold 312-731 (2-ply 0.8 mm) 322-731 (2-ply 1.6 mm) 342-731 (2-ply 3.2 mm)	Matte/Vintage Silver 312-371 (2-ply 0.8 mm) 322-371 (2-ply 1.6 mm) 342-371 (2-ply 3.2 mm)
Matte/Graphite 312-861 (2-ply 0.8 mm) 322-861 (2-ply 1.6 mm) 342-861 (2-ply 3.2 mm)	Matte/Black 312-426 (2-ply 0.8 mm) 322-421 (2-ply 1.6 mm) 342-421 (2-ply 3.2 mm)	Matte/White 312-308 (2-ply 0.8 mm) 322-308 (2-ply 1.6 mm) 342-308 (2-ply 3.2 mm)	Matte/Ash 312-221 (2-ply 0.8 mm) 322-221 (2-ply 1.6 mm) 342-221 (2-ply 3.2 mm)	Matte/Sandalwood 312-211 (2-ply 0.8 mm) 322-211 (2-ply 1.6 mm) 342-211 (2-ply 3.2 mm)	Matte/Parchment 312-851 (2-ply 0.8 mm) 322-851 (2-ply 1.6 mm) 342-851 (2-ply 3.2 mm)
Matte/Ivory 312-231 (2-ply 0.8 mm) 322-231 (2-ply 1.6 mm) 342-231 (2-ply 3.2 mm)	Matte/Cement 312-241 (2-ply 0.8 mm) 322-241 (2-ply 1.6 mm) 342-241 (2-ply 3.2 mm)	Matte/Driftwood 312-251 (2-ply 0.8 mm) 322-251 (2-ply 1.6 mm) 342-251 (2-ply 3.2 mm)	Matte/Clear 311-301 (2-ply 0.8 mm) 322-301 (2-ply 1.6 mm) 342-301 (2-ply 3.2 mm)		

Ultra-Mattes™ Front Engravable

Non-glare, easy to read, and pleasing to the eye. Its durable matte finish is fingerprint resistant, making it ideal for difficult environments. UV stable and outdoor weatherable, Ultra-Mattes Front Engravable products allow you to create coordinating interior and exterior signage that is ADA compliant.



Ultra-Mattes Front Engravable Sign Kit
item: #9023

Rowmark's Ultra-Mattes Front Engravable Sign Kit features finished signs fabricated with Rosemark materials and mounting systems. The Sign Kit is offered as a show to display finished signs using Rowmark products in your showroom and are available for purchase through www.rowmark.com.

Material Specifications

Material:	Laminated impact acrylic
Finish:	Matte non-gloss
Size:	610 x 1238 mm
Thickness 2-ply:	1,6 mm, 3,2 mm
Thickness 3-ply:	3,2 mm
Usage:	Signage, Personal Identification
Rotary Cutting Depth:	0,30 mm

Material Capabilities

Scores	• Bonds
Saws	• Fine Engraving
Drills	• UV Stable
Shears	• Outdoor Weatherable
Laser Cuts	• Back-Filling
Bevels	• Back Lighting
Heat Bendable	• Braille-Engravable
Screen Prints	• ADA Compliant
Hot Stamp	• Embosses

Color Palette



Rotary Engravable | Outdoor Weatherable | UV-Stable | Front Engravable | ADA Compliant

Red/ White 322-902 (2-ply 1,6 mm) 342-902 (2-ply 3,2 mm) 343-902 (3-ply 3,2 mm)	Red/ Yellow 322-901 (2-ply 1,6 mm) 342-901 (2-ply 3,2 mm) 343-901 (3-ply 3,2 mm)	Dusty Rose/ White 322-903 (2-ply 1,6 mm) 342-903 (2-ply 3,2 mm) 343-903 (3-ply 3,2 mm)	Ruby/ White 322-904 (2-ply 1,6 mm) 342-904 (2-ply 3,2 mm) 343-904 (3-ply 3,2 mm)	Carnet/ Ash 322-942 (2-ply 1,6 mm) 342-942 (2-ply 3,2 mm) 343-942 (3-ply 3,2 mm)	Canyon/ Ash 322-992 (2-ply 1,6 mm) 342-992 (2-ply 3,2 mm) 343-992 (3-ply 3,2 mm)
Canyon/ White 322-923 (2-ply 1,6 mm) 342-923 (2-ply 3,2 mm) 343-923 (3-ply 3,2 mm)	Yellow/ Black 322-794 (2-ply 1,6 mm) 342-794 (2-ply 3,2 mm) 343-794 (3-ply 3,2 mm)	Safety Yellow/ Black 322-794 (2-ply 1,6 mm) 342-794 (2-ply 3,2 mm) 343-794 (3-ply 3,2 mm)	Bright Green/ White 322-905 (2-ply 1,6 mm) 342-905 (2-ply 3,2 mm) 343-905 (3-ply 3,2 mm)	Solstice Green/ White 322-972 (2-ply 1,6 mm) 342-972 (2-ply 3,2 mm) 343-972 (3-ply 3,2 mm)	Forest Green/ White 322-993 (2-ply 1,6 mm) 342-993 (2-ply 3,2 mm) 343-993 (3-ply 3,2 mm)
Harbor Green/ White 322-991 (2-ply 1,6 mm) 342-991 (2-ply 3,2 mm) 343-991 (3-ply 3,2 mm)	Black Forest/ White 322-962 (2-ply 1,6 mm) 342-962 (2-ply 3,2 mm) 343-962 (3-ply 3,2 mm)	Sea Grey/ White 322-933 (2-ply 1,6 mm) 342-933 (2-ply 3,2 mm) 343-933 (3-ply 3,2 mm)	Nubium/ Ash 322-943 (2-ply 1,6 mm) 342-943 (2-ply 3,2 mm) 343-943 (3-ply 3,2 mm)	Teal/ White 322-963 (2-ply 1,6 mm) 342-963 (2-ply 3,2 mm) 343-963 (3-ply 3,2 mm)	Green Blue/ White 322-994 (2-ply 1,6 mm) 342-994 (2-ply 3,2 mm) 343-994 (3-ply 3,2 mm)
Blue/ White 322-912 (2-ply 1,6 mm) 342-912 (2-ply 3,2 mm) 343-912 (3-ply 3,2 mm)	Blue/ Yellow 322-911 (2-ply 1,6 mm) 342-911 (2-ply 3,2 mm) 343-911 (3-ply 3,2 mm)	Sapphire/ White 322-944 (2-ply 1,6 mm) 342-944 (2-ply 3,2 mm) 343-944 (3-ply 3,2 mm)	Blackberry/ Gold 322-921 (2-ply 1,6 mm) 342-921 (2-ply 3,2 mm) 343-921 (3-ply 3,2 mm)	Blackberry/ White 322-945 (2-ply 1,6 mm) 342-945 (2-ply 3,2 mm) 343-945 (3-ply 3,2 mm)	China Blue/ White 322-985 (2-ply 1,6 mm) 342-985 (2-ply 3,2 mm) 343-985 (3-ply 3,2 mm)
Ash/ Black 322-245 (2-ply 1,6 mm) 342-245 (2-ply 3,2 mm) 343-245 (3-ply 3,2 mm)	Ash/ White 322-244 (2-ply 1,6 mm) 342-244 (2-ply 3,2 mm) 343-244 (3-ply 3,2 mm)	Sandstone/ White 322-228 (2-ply 1,6 mm) 342-228 (2-ply 3,2 mm) 343-228 (3-ply 3,2 mm)	Sandstone/ Black 322-229 (2-ply 1,6 mm) 342-229 (2-ply 3,2 mm) 343-229 (3-ply 3,2 mm)	Porcelain/ Black 322-804 (2-ply 1,6 mm) 342-804 (2-ply 3,2 mm) 343-804 (3-ply 3,2 mm)	Ivory/ Black 322-226 (2-ply 1,6 mm) 342-226 (2-ply 3,2 mm) 343-226 (3-ply 3,2 mm)



Available in a wide range of ADA-compliant colors, Rowmark Ultra-Mattes Front and Reverse engravable products are some of the most versatile signage products in the industry.

Visit www.rowmark.com for a complete ADA color contrast chart and a full library of technical help documents.

Color Palette



Rotary Engravable | Outdoor Weatherable | UV-Stable | Front Engravable | ADA Compliant

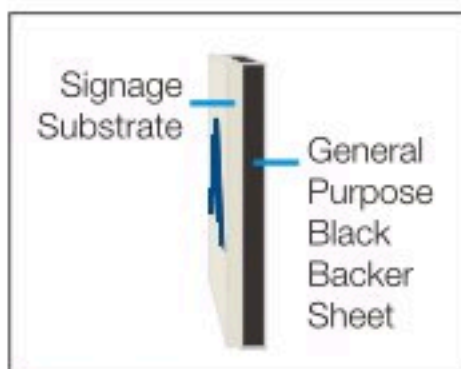
Beige/ White	Beige/ Dark Brown	Taupe/ White	Driftwood/ Alpine	White/ Red	White/ Blue
322-832 (2 ply 1.6 mm) 342-832 (2 ply 3.2 mm) 343-832 (3 ply 3.2 mm)	322-838 (2 ply 1.6 mm) 342-838 (2 ply 3.2 mm) 343-838 (3 ply 3.2 mm)	322-892 (2 ply 1.6 mm) 342-892 (2 ply 3.2 mm) 343-892 (3 ply 3.2 mm)	322-898 (2 ply 1.6 mm) 342-898 (2 ply 3.2 mm) 343-898 (3 ply 3.2 mm)	322-206 (2 ply 1.6 mm) 342-206 (2 ply 3.2 mm) 343-206 (3 ply 3.2 mm)	322-209 (2 ply 1.6 mm) 342-209 (2 ply 3.2 mm) 343-209 (3 ply 3.2 mm)
White/ Black	White/ Gold	Cement/ Garnet	Cement/ Canyon	Graphite/ White	Cinder/ Clay
322-204 (2 ply 1.6 mm) 342-204 (2 ply 3.2 mm) 343-204 (3 ply 3.2 mm)	322-217 (2 ply 1.6 mm) 342-217 (2 ply 3.2 mm) 343-217 (3 ply 3.2 mm)	322-236 (2 ply 1.6 mm) 342-236 (2 ply 3.2 mm) 343-236 (3 ply 3.2 mm)	322-238 (2 ply 1.6 mm) 342-238 (2 ply 3.2 mm) 343-238 (3 ply 3.2 mm)	322-392 (2 ply 1.6 mm) 342-392 (2 ply 3.2 mm) 343-392 (3 ply 3.2 mm)	322-423 (2 ply 1.6 mm) 342-423 (2 ply 3.2 mm) 343-423 (3 ply 3.2 mm)
Cinder/ White	Charcoal Grey/ White	Dark Brown/ White	Black/ Silver	Black/ White	Black/ Yellow
322-432 (2 ply 1.6 mm) 342-432 (2 ply 3.2 mm) 343-432 (3 ply 3.2 mm)	322-592 (2 ply 1.6 mm) 342-592 (2 ply 3.2 mm) 343-592 (3 ply 3.2 mm)	322-642 (2 ply 1.6 mm) 342-642 (2 ply 3.2 mm) 343-642 (3 ply 3.2 mm)	322-415 (2 ply 1.6 mm) 342-415 (2 ply 3.2 mm) 343-415 (3 ply 3.2 mm)	322-482 (2 ply 1.6 mm) 342-482 (2 ply 3.2 mm) 343-482 (3 ply 3.2 mm)	322-407 (2 ply 1.6 mm) 342-407 (2 ply 3.2 mm) 343-407 (3 ply 3.2 mm)
Black/ Gold	Vintage Gold/ Black	Vintage Silver/ Black			
322-427 (2 ply 1.6 mm) 342-427 (2 ply 3.2 mm) 343-427 (3 ply 3.2 mm)	322-776 (2 ply 1.6 mm) 342-776 (2 ply 3.2 mm) 343-776 (3 ply 3.2 mm)	322-386 (2 ply 1.6 mm) 342-386 (2 ply 3.2 mm) 343-386 (3 ply 3.2 mm)			

General Purpose Utility Grade Sheet™

Answering the needs of today's sign-maker, Rowmark now offers a General Purpose ABS Sheet. This is in response to the growing demand for a cost effective material that can be used in a wide range of applications, including as a backer piece for added rigidity in signs, templates and jigs.

Rowmark's cost effective utility sheet is a great alternative to Styrene, Plexiglass®, Coro-plast™ and PVC products such as Sintra® and Celtec®.

This utility-grade ABS sheet is offered in single-ply 1,6 mm and 3,2 mm black with a smooth finish. Sheet size: 612 mm x 1245 mm.



General Purpose Sheet application example



Black-General Purpose ABS
 612-600 (2-ply 1,6/3,2)
 612-600 (2-ply 1,6/1)

Material Specifications

Material:	Black
Finish:	Smooth
Sheet Size:	612 mm x 1245 mm
Thickness 1-ply:	1,6 mm, 3,2 mm
Usage:	Signage backer

Material Capabilities

Scores	•	Bonds
Saws	•	Fine Engraving
Drills	•	UV Stable
Shears	•	Outdoor Weatherable
Laser Cuts		Back-Filling
Bevels		Back Lighting
Heat Bendable		Braille-Engravable
Screen Prints		ADA Compliant
Hot Stamp		Embosses

presto™

ready made signs

When fast isn't fast enough.

A client is about to open a new building and needs tactile/braille compliant signage by next Wednesday. With inspections right around the corner, your mind scrambles about how to get the signs your customer needs.

Thankfully, Rowmark offers Presto ready made signs. These black and white 203.2 mm x 203.2 mm signs are fully ADA compliant with tactile graphics and Grade 2 Braille.

Ideal for any interior application, these signs feature a one-piece injection molded construction with a durable, scratch-resistant finish. Use Presto ready made signs as compliant placeholders until other signs are complete or as cost-effective permanent signage for the client on a budget. Regardless of the interior application, you can be sure that Presto ready made signs have been manufactured to Rowmark's exacting standards.

Presto ready made signs are stocked in the styles shown below. For volume applications requiring the same exact design, we can match a color or recommend one that meets the ADA requirements, allowing your shop to focus on the unique and customized signs you're known for.



Framed Presto ready made sign



Portico poly frame



Description: No Smoking

Item # Framed: 42010004
Item # Unframed: 41010004



Description: Handicapped Accessible

Item # Framed: 42010001
Item # Unframed: 41010001



Description: Stairs

Item # Framed: 42010006
Item # Unframed: 41010006



Description: Men/
Handicapped Accessible
Item # Framed: 42010003
Item # Unframed: 41010003



Description: Men
Item # Framed: 42010002
Item # Unframed: 41010002



Description: Women/
Handicapped Accessible
Item # Framed: 42010009
Item # Unframed: 41010009



Description: Women

Item # Framed: 42010008
Item # Unframed: 41010008



Description: Restroom

Item # Framed: 42010006
Item # Unframed: 41010006



Description: Restroom/
Handicapped Accessible
Item # Framed: 42010007
Item # Unframed: 41010007

Rowmark Sales Tools

Rowmark is pleased to offer sign-makers and engravers the industry's most popular sales tools. For more information or to place an order for Rowmark sales tools, please visit rowmark.com.



Rowmark Swatch Binders

Rowmark swatch binders feature a durable vinyl cover that opens easily to form a display easel. Each product line is featured on individual tabbed pages, which include actual sample swatches of each stock color combination available. Individual products pages are also available for purchase.

Rowmark offers two binders: the Laser Engraving Binder (Item code: 030-201 or printed pages only 030-201B) which features only laserable products and a Full Line Binder (Item code: 030-200 or printed pages only 030-200B) which features laserable and rotary engravable products.



Rowmark Sign Kits

We often have customers ask for an easy, attractive way to display Rowmark products in their showrooms. Rowmark is proud to offer product sign kits for each of our product lines.

Incorporating various themes, each kit features practical uses for each product. Several kits feature engraved Rowmark sheet material with Metro stand-offs and Streamline or Portico frames.



Rowmark Color Chart

Without a doubt, Rowmark's most asked-for sales tool is our Color Chart (Item code: 401-005). It has become a staple item for engraving businesses around the world, and has become the industry standard. It serves as a quick reference for Rowmark sheet laminates, with product color representations, item codes, suggestions for applications, and product specifications.

paint supplies
&
resources



PaintPlus™



safety paints

Answering the needs of today's sign-maker, Rowmark now offers custom color blended paints in the PaintPlus Safety Paint line.

PaintPlus paints are specially formulated for color filling Rowmark's sub-surface engravable products. The Safety Paints were formulated for applications where recognized safety colors in signage are needed.

The smooth, rich color provides excellent coverage and is self-sealing. PaintPlus paints are available in kits of six 59,15 ml or 236,6 ml jars, and can also be purchased individually. Kits include foam brush applicators.

Color	Name	59,15 ml	236,6 ml
	Safety Red	RS601-2	RS601-8
	Safety Yellow	RS701-2	RS701-8
	Safety Orange	RS651-2	RS651-8
	Safety Blue	RS501-2	RS501-8
	Safety Purple	RS582-2	RS582-8
	Safety Green	RS901-2	RS901-8

PaintPlus Safety Paint Kits

59,15 ml kit: RSKIT-2

Kit contains: six, 59,15 ml jars of PaintPlus Safety Paint colors and one, 25,4 mm foam applicator.

236,6 ml kit: RSKIT-8

Kit contains: six, 236,6 ml jars of PaintPlus Safety Paint colors and a 24,4 mm and 76,2 mm foam applicators.



59,15 ml kit



236,6 ml kit



Answering the needs of today's sign-maker, Rowmark now offers custom color blended paints in the PaintPlus Primary Paint lines. These unique acrylic non-toxic paints match Rowmark's popular ADA Alternative and Ultra-Mattes product lines.

PaintPlus paints are specially formulated for color filling Rowmark's sub-surface engravable products. The Primary line offers a wide range of color filling options to match any décor or design vision.

The smooth, rich color provides excellent coverage and is self-sealing. PaintPlus paints are available in kits of twelve, 59,15 ml or 236,6 ml jars, and can also be purchased individually. Kits include foam brush applicators.

Color	Name	59,15 ml	236,6 ml
	Red	RP601-2	RP601-8
	Yellow	RP701-2	RP701-8
	Orange	RP651-2	RP651-8
	Light Blue	RP562-2	RP562-8
	Blue	RP501-2	RP501-8
	Purple	RP582-2	RP582-8
	Ocean Blue	RP592-2	RP592-8
	Pine Green	RP902-2	RP902-8
	Bright White	RP204-2	RP204-8
	Black	RP401-2	RP401-8
	Silver	RP304-2	RP304-8
	Gold	RP771-2	RP771-8

PaintPlus Primary Paint Kits

59,15 ml kit: RPKIT-2
 Kit contains: twelve, 59,15 ml jars of PaintPlus Primary Paint colors and two, 25,4 mm foam applicators.

236,6 ml kit: RPKIT-8
 Kit contains: twelve, 236,6 ml jars of PaintPlus Primary Paint colors and two, 24,4 mm and two 76,2 mm foam applicators.



59,15 ml kit



236,6 ml kit

fraction (inches)	decimal	mm	fraction (inches)	decimal	mm	fraction (inches)	decimal	mm	fraction (inches)	decimal	mm
1/32	.0313	.7938	25/32	.7813	19.8438	1-17/32	1.5313	38.8938	2-9/32	2.2813	57.9438
1/16	.0625	1.5875	13/16	.8125	20.6375	1-9/16	1.5625	39.6875	2-5/16	2.3125	58.7375
3/32	.0938	2.3813	27/32	.8438	21.4313	1-13/32	1.5938	40.4813	2-11/32	2.3438	59.5313
1/8	.1250	3.1750	7/8	.8750	22.2250	1-5/8	1.6250	41.2750	2-3/8	2.3750	60.3250
5/32	.1563	3.9688	29/32	.9063	23.0188	1-21/32	1.6563	42.0688	2-13/32	2.4063	61.1188
3/16	.1875	4.7625	15/16	.9375	23.8125	1-11/16	1.6875	42.8625	2-7/16	2.4375	61.9125
7/32	.2188	5.5563	31/32	.9688	24.6063	1-23/32	1.7188	43.6563	2-15/32	2.4688	62.7063
1/4	.2500	6.3500	1	1.0000	25.4000	1-3/4	1.7500	44.4500	2-1/2	2.5000	63.5000
9/32	.2813	7.1438	1-1/32	1.0313	26.1938	1-25/32	1.7813	45.2438	2-17/32	2.5313	64.2938
5/16	.3125	7.9375	1-1/16	1.0625	26.9875	1-13/16	1.8125	46.0375	2-9/16	2.5625	65.0875
11/32	.3438	8.7313	1-3/32	1.0938	27.7813	1-27/32	1.8438	46.8313	2-19/32	2.5938	65.8813
3/8	.3750	9.5250	1-1/8	1.1250	28.5750	1-7/8	1.8750	47.6250	2-5/8	2.6250	66.6750
13/32	.4063	10.3188	1-5/32	1.1563	29.3688	1-29/32	1.9063	48.4188	2-21/32	2.6563	67.4688
7/16	.4375	11.1125	1-3/16	1.1875	30.1625	1-15/16	1.9375	49.2125	2-11/16	2.6875	68.2625
15/32	.4688	11.9063	1-7/32	1.2188	30.9563	1-31/32	1.9688	50.0063	2-23/32	2.7188	69.0563
1/2	.5000	12.7000	1-1/4	1.2500	31.7500	2	2.0000	50.8000	2-3/4	2.7500	69.8500
17/32	.5313	13.4938	1-9/32	1.2813	32.5438	2-1/32	2.0313	51.5938	2-25/32	2.7813	70.6438
9/16	.5625	14.2875	1-5/16	1.3125	33.3375	2-1/16	2.0625	52.3875	2-13/16	2.8125	71.4375
19/32	.5938	15.0813	1-11/32	1.3438	34.1313	2-3/32	2.0938	53.1813	2-27/32	2.8438	72.2313
5/8	.6250	15.8750	1-3/8	1.3750	34.9250	2-1/8	2.1250	53.9750	2-7/8	2.8750	73.0250
21/32	.6563	16.6688	1-13/32	1.4063	35.7188	2-5/32	2.1563	54.7688	2-29/32	2.9063	73.8188
11/16	.6875	17.4625	1-7/16	1.4375	36.5125	2-3/16	2.1875	55.5625	2-15/16	2.9375	74.6125
23/32	.7188	18.2563	1-15/32	1.4688	37.3063	2-7/32	2.2188	56.3563	2-31/32	2.9688	75.4063
3/4	.7500	19.0500	1-1/2	1.5000	38.1000	2-1/4	2.2500	57.1500	3	3.0000	76.2000

mm	inches	mm	inches	mm	inches	mm	inches	mm	inches	mm	inches
1	.039	11	.433	21	.827	31	1.220	41	1.614	51	2.008
2	.079	12	.472	22	.866	32	1.260	42	1.654	52	2.047
3	.118	13	.512	23	.908	33	1.299	43	1.693	53	2.087
4	.157	14	.551	24	.945	34	1.339	44	1.732	54	2.126
5	.197	15	.591	25	.984	35	1.378	45	1.772	55	2.165
6	.236	16	.630	26	1.024	36	1.417	46	1.811	56	2.205
7	.276	17	.669	27	1.063	37	1.457	47	1.850	57	2.224
8	.315	18	.709	28	1.102	38	1.496	48	1.890	58	2.283
9	.354	19	.748	29	1.142	39	1.535	49	1.929	59	2.323
10	.394	20	.787	30	1.181	40	1.575	50	1.969	60	2.362

All information contained herein is based on technical data which Rowmark Signage Systems believes to be reliable. The information is provided without any representation or warranty, expressed or implied, regarding accuracy or correctness. Such information is intended only for use by persons having skill and know-how and is to be used by such persons only at their own direction and risk. Rowmark does not assume responsibility and expressly disclaims liability for loss, damage or expense arising out of, or in any way incurred, from the direct or indirect use of such information.

Rowmark.

Rowmark Europe
28 Av. Henri Beaudalet
77330 Ozoir-la-Ferrière **France**
T. +33 (0)1 64 43 61 60
F. +33 (0)1 64 43 61 61

Rowmark Benelux
Helststraat, 47
2630 Aartselaar **Belgium**
T. +32 3 810 41 10
F. +32 3 877 83 15

Exclusively Distributed By

